

FURNITURE QUANTITY SUMMARY

FURNITURE CODE	CONTRACT	DESCRIPTION   SPACE LISTING	UNIT COST	ESTIMATED QUANTITY	TOTAL COST
DK-01	NOF	DESK, DIRECTOR RH		15	
DK-02	NOF	DESK, DIRECTOR LF		15	
DK-03	NOF	DESK, VP LH		4	
SB-01	NOF	2 SEAT BOOTH		1	
SB-02	NOF	3 SEAT BOOTH		2	
SC-01	NOF	GUEST CHAIR		103	
SD-01	SOI	STACKING CHAIR		7	
SP-01	LZB	RECLINER		1	
SS-01	SOI	BAR STOOL		6	
ST-01	SOI	TASK CHAIR		240	
TC-01	NOF	HUDDLE TABLE		3	
TD-01	NOF	BREAKROOM TABLE		4	
TD-02	NOF	CAFÉ BAR TABLE		1	
TS-01	NOF	OFFICE TABLE		34	
TT-01	HAW	TRAINING TABLE		8	
WC-01	AIS   SOI	TOUCHDOWN, 4-PACK		2	
WC-02	AIS   SOI	TOUCHDOWN, 8-PACK		2	
WC-03	AIS	WORKSTATION, SPINE 2 RH		4	
WC-04	AIS	WORKSTATION, SPINE 2 LH		3	
WC-05	AIS	WORKSTATION, 4-PACK		11	
WC-06	AIS	WORKSTATION, SPINE 3 RH		6	
WC-07	AIS	WORKSTATION, SPINE 3 LH		4	
WC-08	AIS	WORKSTATION, 6-PACK		4	
WC-09	AIS	WORKSTATION, MODIFIED 4-PACK		1	

FURNITURE QUANTITY SUMMARY

WC-10	AIS	WORKSTATION, MODIFIED 5-PACK	1
WC-11	AIS	WORKSTATION, SPINE 4 RH	1
WS-01	AIS   SOI	TOUCHDOWN, SINGLE	51
WS-02	AIS	WORKSTATION, SINGLE RH	0
WS-03	AIS	WORKSTATION, SINGLE LF	2

GENERAL NOTES

1

IT IS THE RESPONSIBILITY OF THE FURNITURE DEALER TO REVIEW THE OVERALL FURNITURE PLAN TO DETERMINE THE FINAL ITEM COUNTS FOR ORDER.

PRODUCT INFORMATION

FURNITURE CODE: SB-01

TOTAL QUANTITY: REFER FURNITURE QUANTITY SUMMARY

DESCRIPTION	2 SEAT BOOTH				
MANUFACTURER	NATIONAL OFFICE FURNITURE				
SERIES	FRINGE 2.0				
MODEL					
OPTIONS	2-SEATER ARMLESS BOOTH MID BACK CLEANOUT SOFT GLIDES				
DIMENSIONS	IN				
OVERALL	W	47.5"	D	27"	H 40.25"
SEAT					H 18.5"



NOTES  
LOCATION IN BREAKROOMS

MANUFACTURER CONTACT  
Andrew Gillum t: 1.800.835.4904  
andrew.gillum@kimball.com

FINISHES

	MANUFACTURER PATTERN COLOR NOTES	KIMBALL INTERNATIONAL TANGRAM BLUEPRINT SEAT FABRIC		MANUFACTURER PATTERN COLOR NOTES	KIMBALL INTERNATIONAL SEDONA FOSSIL BACK FABRIC
	MANUFACTURER COMPONENT COLOR NOTES	KIMBALL INTERNATIONAL POWDER COAT PLATINUM METALLIC BASE			

GENERAL NOTES

PRODUCT INFORMATION

FURNITURE CODE: SB-02

TOTAL QUANTITY: REFER FURNITURE QUANTITY SUMMARY

DESCRIPTION	3 SEAT BOOTH				
MANUFACTURER	NATIONAL OFFICE FURNITURE				
SERIES	FRINGE 2.0				
MODEL					
OPTIONS	3-SEATER ARMLESS BOOTH				
	MID BACK				
	CLEANOUT				
	SOFT GLIDES				
DIMENSIONS	IN				
OVERALL	W	70.75"	D	27"	H 40.25"
SEAT					H 18.5"



NOTES  
LOCATION IN BREAKROOMS

MANUFACTURER CONTACT  
Andrew Gillum t: 1.800.835.4904  
andrew.gillum@kimball.com

FINISHES

	MANUFACTURER PATTERN COLOR NOTES	KIMBALL INTERNATIONAL TANGRAM BLUEPRINT SEAT FABRIC		MANUFACTURER PATTERN COLOR NOTES	KIMBALL INTERNATIONAL SEDONA FOSSIL BACK FABRIC
	MANUFACTURER COMPONENT COLOR NOTES	KIMBALL INTERNATIONAL POWDER COAT PLATINUM METALLIC LEGS			

GENERAL NOTES

PRODUCT INFORMATION

FURNITURE CODE: SC-01

DESCRIPTION	GUEST CHAIR				
MANUFACTURER	NATIONAL OFFICE FURNITURE				
SERIES	CHADDY				
MODEL					
OPTIONS	MOBILE GUEST CHAIR				
	MESH BACK				
	UPHOLSTERED SEAT				
	ARMS				
	HARD CASTERS FOR CARPET				
DIMENSIONS	IN				
OVERALL	W	25.25"	D	23.5"	H 33.75"
SEAT					H 17.75"






NOTES

LOCATION IN PRIVATE OFFICES, OPEN OFFICES, HUDDLE ROOMS, MULTI PURPOSE ROOMS, PHONE, RECEPTION

MANUFACTURER CONTACT

Andrew Gillum t: 1.800.835.4904  
andrew.gillum@kimball.com

FINISHES

	MANUFACTURER	KIMBALL INTERNATIONAL		MANUFACTURER	KIMBALL INTERNATIONAL
	COMPONENT	MESH		PATTERN	SEDONA
	COLOR	BLACK		COLOR	FOSSIL
	NOTES	MESH BACK		NOTES	SEAT FABRIC
	MANUFACTURER	KIMBALL INTERNATIONAL			
	COMPONENT	PLASTIC			
	COLOR	BLACK			
	NOTES	BASE			

GENERAL NOTES

PRODUCT INFORMATION

FURNITURE CODE: SD-01

DESCRIPTION	STACKING CHAIR					
MANUFACTURER	SITONIT					
SERIES	RIO					
MODEL						
OPTIONS	FOUR LEG STACKING CHAIR					
	PLASTIC BACK & SEAT					
	ARMLESS					
	NO TABLET ARM					
	MULTISURFACE GLIDE					
DIMENSIONS	IN					
OVERALL	W	21.2"	D	21.6"	H	33.4
SEAT					H	17.9"



NOTES  
LOCATION IN BREAKROOMS

MANUFACTURER CONTACT  
Cindy Carpenter Smith t: 214.528.6942  
cindy@csswinc.com

FINISHES



MANUFACTURER	SITONIT
COMPONENT	PLASTIC
COLOR	SLATE
NOTES	SEAT & BACK



MANUFACTURER	SITONIT
COMPONENT	PAINT
COLOR	SILVER
NOTES	BASE

GENERAL NOTES

PRODUCT INFORMATION

FURNITURE CODE: SP-01

DESCRIPTION	RECLINER			
MANUFACTURER	LAY-Z-BOY			
SERIES	KONCERT			
MODEL				
OPTIONS	GLIDER RECLINER WITH UPHOLSTERED ARMS URETHANE ARM CAPS REMOVEABLE BACK FOR CLEANABILITY			
DIMENSIONS	IN			
OVERALL	W	30.75"	D	35.25"
SEAT			H	42"
KICK OUT DEPTH			H	18.5"
			D	36.75"



NOTES  
LOCATION IN LACTATION

MANUFACTURER CONTACT  
Jesse Robbins t: 615.294.2500  
jesse@robbinsco.net

FINISHES

	MANUFACTURER	LAY-Z-BOY		MANUFACTURER	LAY-Z-BOY
	PATTERN	LARA		COMPONENT	URETHANE
	COLOR	EVENING		COLOR	Carbon
	NOTES	BACK & SEAT FABRIC		NOTES	ARM CAPS

GENERAL NOTES

PRODUCT INFORMATION

FURNITURE CODE: SS-01


DESCRIPTION	BAR STOOL				
MANUFACTURER	SITONIT				
SERIES	RIO				
MODEL					
OPTIONS	30" BAR STOOL				
	PLASTIC SEAT AND BACK				
	ARMLESS				
	MULTI-SURFACE GLIDES				
DIMENSIONS	IN				
OVERALL	W	21.2"	D	22.2"	H 45.6"
SEAT					H 30.1"




NOTES  
LOCATION IN BREAKROOMS

MANUFACTURER CONTACT  
Cindy Carpenter Smith t: 214.528.6942  
cindy@csswinc.com

FINISHES

	MANUFACTURER	SITONIT
	COMPONENT	PLASTIC
	COLOR	SLATE
	NOTES	BACK / SEAT PLASTIC

	MANUFACTURER	SITONIT
	COMPONENT	PAINT
	COLOR	SILVER
	NOTES	LEGS / BASE

GENERAL NOTES

PRODUCT INFORMATION

FURNITURE CODE: ST-01

TOTAL QUANTITY: REFER FURNITURE QUANTITY SUMMARY



DESCRIPTION	TASK CHAIR			
MANUFACTURER	SITONIT			
SERIES	AMPLIFY			
MODEL				
OPTIONS	HIGHBACK			
	MESH BACK W/ UPHOLSTERED SEAT			
	ADJUSTIBLE LUMBAR SUPPORT			
	STANDARD CYLINDER HEIGHT			
	SWIVEL TILT CONTROL			
	HEIGHT/ WIDTH ADJUSTABLE ARMS			
	HARD CASTERS FOR CARPET			
DIMENSIONS				
OVERALL	W	28.25"	D	24.5"
			H	43"
SEAT			H	16.88" - 20.5"



NOTES  
LOCATION IN PRIVATE OFFICES AND OPEN OFFICES

MANUFACTURER CONTACT  
Cindy Carpenter Smith t: 214.528.6942  
cindy@csswinc.com

FINISHES

	MANUFACTURER COMPONENT COLOR NOTES	SITONIT MESH NICKEL MESH BACK		MANUFACTURER COMPONENT COLOR NOTES	SITONIT PLASTIC BLACK FRAME & BASE FINISH
	MANUFACTURER PATTERN COLOR NOTES	SITONIT BURST QUARTZ SEAT FABRIC			

GENERAL NOTES

PRODUCT INFORMATION

FURNITURE CODE: TC-01

TOTAL QUANTITY: REFER FURNITURE QUANTITY SUMMARY

DESCRIPTION	HUDDLE TABLE				
MANUFACTURER	NATIONAL OFFICE FURNITURE				
SERIES	WAVEWORKS				
MODEL					
OPTIONS	DINING HEIGHT				
	1 3/16" THICK RECTANGLE TABLE TOP				
	Y-BASE W/ GLIDES				
	LAMINATE TOP WITH SOFTENED EDGE				
	NO POWER				
DIMENSIONS	IN				
	W	72"	D	36"	H 29"
TABLE TOP	T	1 3/16"			



NOTES  
LOCATION IN HUDDLE ROOMS

MANUFACTURER CONTACT  
Andrew Gillum t: 1.800.835.4904  
andrew.gillum@kimball.com

FINISHES



MANUFACTURER	KIMBALL INTERNATIONAL
COMPONENT	HPL LAMINATE
COLOR	MONTEREY
NOTES	TABLE TOP



MANUFACTURER	KIMBALL INTERNATIONAL
COMPONENT	PAINT
COLOR	PLATINUM METALLIC
NOTES	BASE



MANUFACTURER	KIMBALL INTERNATIONAL
COMPONENT	SOFTENED EDGE
COLOR	MONTEREY
NOTES	TABLE TOP EDGE

COMPONENTS

TABLE TOP	1	36" D X 72" W X 1-3/16" THICK RECTANGLE TABLE TOP
BASE	1	Y-BASE, DINING HEIGHT

GENERAL NOTES

PRODUCT INFORMATION

FURNITURE CODE: TD-01

DESCRIPTION	BREAKROOM TABLE			
MANUFACTURER	NATIONAL OFFICE FURNITURE			
SERIES	WAVEWORKS			
MODEL				
OPTIONS	1 3/16" THICK SQUARE TABLE TOP DISC BASE WORKSURFACE HEIGHT LAMINATE TOP WITH 3mm SOFTENED EDGE			
DIMENSIONS	IN			
	W 36"	D 36"	H 29"	
TABLE TOP	T 1 3/16"			

NOTES  
LOCATED IN BREAKROOMS



MANUFACTURER CONTACT  
Andrew Gillum t: 1.800.835.4904  
andrew.gillum@kimball.com

FINISHES



MANUFACTURER KIMBALL INTERNATIONAL  
COMPONENT LAMINATE  
COLOR MONTEREY  
NOTES TABLE TOP



MANUFACTURER KIMBALL INTERNATIONAL  
COMPONENT PAINT  
COLOR PLATINUM METALLIC  
NOTES DISC BASE



MANUFACTURER KIMBALL INTERNATIONAL  
COMPONENT 3 mm SOFTENED EDGE  
COLOR MONTEREY  
NOTES EDGE FINISH

COMPONENTS

TABLE TOP	1	36" D X 36" W SQUARE TABLE TOPB
DISC BASE	1	3" COLUMN, DISC BASE WORKSURFACE HEIGHT


GENERAL NOTES

PRODUCT INFORMATION

FURNITURE CODE: TD-02

TOTAL QUANTITY: REFER FURNITURE QUANTITY SUMMARY

DESCRIPTION	CAFÉ BAR TABLE		
MANUFACTURER	NATIONAL OFFICE FURNITURE		
SERIES	STRASSA		
MODEL			
OPTIONS	BAR HEIGHT WATERFALL TABLE		
	MODESTY PANEL		
	NO GROMMETS		
	HIGH PRESSURE LAMINATE FINISH		
	3MM VINYL SOFTENED RIM		
DIMENSIONS	IN		
	W 96"	D 48"	H 42"



NOTES  
LOCATION IN BREAKROOMS

MANUFACTURER CONTACT  
Andrew Gillum t: 1.800.835.4904  
andrew.gillum@kimball.com

FINISHES



MANUFACTURER	KIMBALL INTERNATIONAL
COMPONENT	LAMINATE
COLOR	MONTEREY
NOTES	TOP, ENDPANEL & MODESTY PANEL



MANUFACTURER	KIMBALL INTERNATIONAL
COMPONENT	3MM VINYL SOFTENED RIM
COLOR	MONTEREY
NOTES	EDGE FINISH

GENERAL NOTES

PRODUCT INFORMATION

FURNITURE CODE: TS-01

DESCRIPTION	OFFICE TABLE		
MANUFACTURER	NATIONAL OFFICE FURNITURE		
SERIES	WAVEWORKS		
MODEL			
OPTIONS	1 3/16" THICK ROUND TABLE TOP STATIC WORKSURFACE HEIGHT BASE X-BASE NO CUTOUT LAMINATE TOP WITH 3mm SOFTENED EDGE		
DIMENSIONS	IN		
OVERALL	DIA 30"	H 29"	
TABLE TOP	T 1 3/16"		




TOTAL QUANTITY: REFER FURNITURE QUANTITY SUMMARY

NOTES  
LOCATION IN PRIVATE OFFICES

MANUFACTURER CONTACT  
Andrew Gillum t: 1.800.835.4904  
andrew.gillum@kimball.com

FINISHES



MANUFACTURER	KIMBALL INTERNATIONAL
COMPONENT	HPL LAMINATE
COLOR	MONTEREY
NOTES	TABLE TOP
MANUFACTURER	KIMBALL INTERNATIONAL
COMPONENT	3mm SOFTENED EDGE
COLOR	MONTEREY
NOTES	TABLE TOP EDGE/ RIM



MANUFACTURER	KIMBALL INTERNATIONAL
COMPONENT	PAINT
COLOR	501 - PLATINUM METALLIC
NOTES	BASE

COMPONENTS

TABLE TOP	1	30" DIA ROUND TABLE TOP
BASE	1	STATIC X-BASE

GENERAL NOTES

PRODUCT INFORMATION

FURNITURE CODE: TT-01

TOTAL QUANTITY: REFER FURNITURE QUANTITY SUMMARY


DESCRIPTION	TRAINING TABLE			
MANUFACTURER	HAWORTH			
SERIES	JIVE			
MODEL				
OPTIONS	RECTANGLE FLIPPING & NESTING TABLES			
	1.18" THICK LAMINATE TABLE TOP			
	3mm EDGE BAND ON ALL SIDES			
	NO POWER			
	GANGING			
DIMENSIONS	CASTERS			
	IN			
	W 24"	D 60"	H 29"	



NOTES  
LOCATION IN MULTI PURPOSE ROOMS

MANUFACTURER CONTACT  
Jonas Joiner  
jonas.joiner@haworth.com

FINISHES



MANUFACTURER	HAWORTH
COMPONENT	LAMINATE
COLOR	LANDMARK
NOTES	TABLE TOP & EDGE BAND



MANUFACTURER	HAWORTH
COMPONENT	PAINT
COLOR	METALLIC SILVER
NOTES	LEGS

ADDITIONAL VIEWS



GENERAL NOTES

PRODUCT INFORMATION

FURNITURE CODE: DK-01





DESCRIPTION	DIRECTOR, RH		
MANUFACTURER	NATIONAL OFFICE FURNITURE		
SERIES	WAVEWORKS		
MODEL			
OPTIONS	FIXED HEIGHT L-SHAPED DESK INTEGRATED BOX/ BOX/ FILE PEDESTAL UNDER MAIN DESK FLUSH FRONT MODESTY PANEL LAMINATE FINISH WITH 3mm SOFTENED RIM 1/3H MODESTY PANEL ON RETURN ONE GROMMET ON RIGHT SIDE OF MAIN SURFACE ONE GROMMET AT CENTER OF RETURN STORAGE KEYED ALIKE		
DIMENSIONS	IN		
MAIN DESK	W 72"	D 30"	H 29"
RETURN	W 48"	D 24"	H 29"
B/B/F	W 15"	D 29"	



NOTES  
LOCATION IN DIRECTOR PRIVATE OFFICES

MANUFACTURER CONTACT  
Andrew Gillum t: 1.800.835.4904  
andrew.gillum@kimball.com

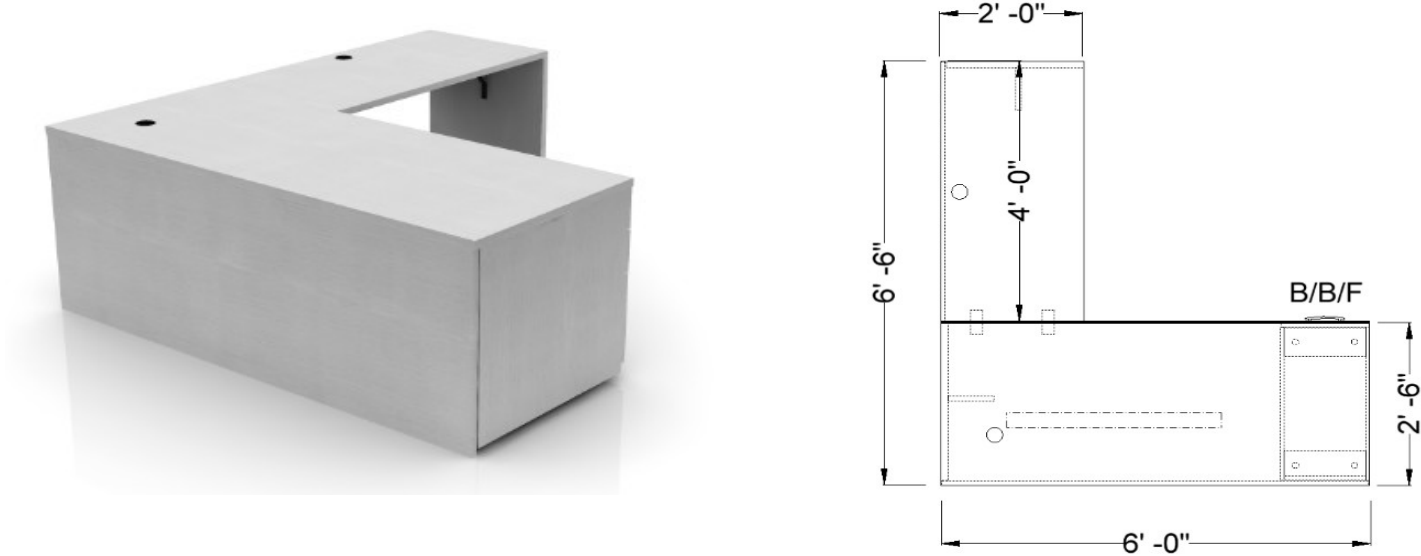
FINISHES

	MANUFACTURER	KIMBALL INTERNATIONAL		MANUFACTURER	KIMBALL INTERNATIONAL
	COMPONENT	HPL LAMINATE		COMPONENT	PAINT
	COLOR	MONTEREY		COLOR	PLATINUM METALLIC
	NOTES	DESK, RETURN, MODESTY PANELS, STORAGE		NOTES	PULL FINISH
	MANUFACTURER	KIMBALL INTERNATIONAL		MANUFACTURER	KIMBALL INTERNATIONAL
	COMPONENT	3mm SOFTENED		COMPONENT	PULL
	COLOR	MONTEREY		NAME	BEAM
	NOTES	EDGEBAND		NOTES	B/B/F PEDESTAL PULL
	MANUFACTURER	KIMBALL INTERNATIONAL		MANUFACTURER	KIMBALL INTERNATIONAL
	COMPONENT	LOCK CORE		COMPONENT	LOCK CORE
	COLOR	SILVER		COLOR	SILVER

COMPONENTS

MAIN SURFACE	1	RECTANGULAR, GROMMET RIGHT - 30"D X 72"W
RETURN SURFACE	1	RECTANGULAR, GROMMET AT CENTER - 24"D X 48"W
STORAGE	1	UNDERSURFACE PEDESTAL - BOX/BOX/FILE, LOCK - 29"D X 15"W
ACCESSORIES	1	UNDERSURFACE SUPPORT RAIL - 36"W
ACCESSORIES	1	END PANEL - 23"D X 28"
ACCESSORIES	1	END PANEL - 29"D X 28"H
ACCESSORIES	1	1/3 HEIGHT MODESTY PANEL - 48"W X 8"H
ACCESSORIES	1	FULL MODESTY PANEL - 72"W X 27"H
ACCESSORIES	1	LOCK CORE, SILVER

ADDITIONAL VIEWS



GENERAL NOTES

1. THE DESK COMPONENTS LISTED ABOVE SHALL BE USED AS A GUIDE IN PROVIDING THE APPROPRIATE SPECIFICATION, BUT SHOULD NOT BE USED AS THE FINAL BILL OF MATERIALS.
2. IT IS THE RESPONSIBILITY OF THE FURNITURE DEALER TO REVIEW THE OVERALL FURNITURE PLAN TO DETERMINE THE FINAL BILL OF MATERIALS NECESSARY FOR CONNECTIONS, SUPPORT, POWER, AND AESTHETIC.
3. IT IS THE RESPONSIBILITY OF THE DEALER TO DETERMINE THE ORIENTATION OF ALL DESKS AND TO SPECIFY ACCORDINGLY.
4. ALL WORKSTATIONS AND OFFICES TO BE KEYED DIFFERENT - CONFIRM OWNER DIRECTION.
5. APPROPRIATE WIRE MANAGEMENT TO BE PROVIDED AND COORDINATED FOR A CLEAN AESTHETIC.
6. THERE ARE SEVERAL CONDITIONS WITH THIS SIMILAR DESK BUT THE SIZES VARRY BASED ON CONDITIONS; IT IS THE RESPONSIBILITY OF THE FURNITURE DEALER TO REVIEW THE OVERALL PLAN FOR THESE VARIATIONS.

PRODUCT INFORMATION

FURNITURE CODE: DK-02

DESCRIPTION	DIRECTOR, LH			
MANUFACTURER	NATIONAL OFFICE FURNITURE			
SERIES	WAVEWORKS			
MODEL				
OPTIONS	FIXED HEIGHT L-SHAPED DESK INTEGRATED BOX/ BOX/ FILE PEDESTAL UNDER MAIN DESK FLUSH FRONT MODESTY PANEL LAMINATE FINISH WITH 3mm SOFTENED RIM 1/3H MODESTY PANEL ON RETURN ONE GROMMET ON RIGHT SIDE OF MAIN SURFACE ONE GROMMET AT CENTER OF RETURN			
DIMENSIONS	IN			
MAIN DESK	W 72"	D 30"	H 29"	
RETURN	W 48"	D 24"	H 29"	
B/B/F	W 15"	D 29"		




TOTAL QUANTITY: REFER FURNITURE QUANTITY SUMMARY

NOTES  
LOCATION IN DIRECTOR PRIVATE OFFICES

MANUFACTURER CONTACT  
Andrew Gillum t: 1.800.835.4904  
andrew.gillum@kimball.com

FINISHES

	MANUFACTURER COMPONENT COLOR NOTES	KIMBALL INTERNATIONAL HPL LAMINATE MONTEREY DESK, RETURN, MODESTY PANELS, STORAGE		MANUFACTURER COMPONENT COLOR NOTES	KIMBALL INTERNATIONAL PAINT PLATINUM METALLIC PULL FINISH
	MANUFACTURER COMPONENT COLOR NOTES	KIMBALL INTERNATIONAL 3mm SOFTENED MONTEREY EDGEBAND		MANUFACTURER COMPONENT NAME NOTES	KIMBALL INTERNATIONAL PULL BEAM B/B/F PEDESTAL PULL
				MANUFACTURER COMPONENT COLOR	KIMBALL INTERNATIONAL LOCK CORE SILVER

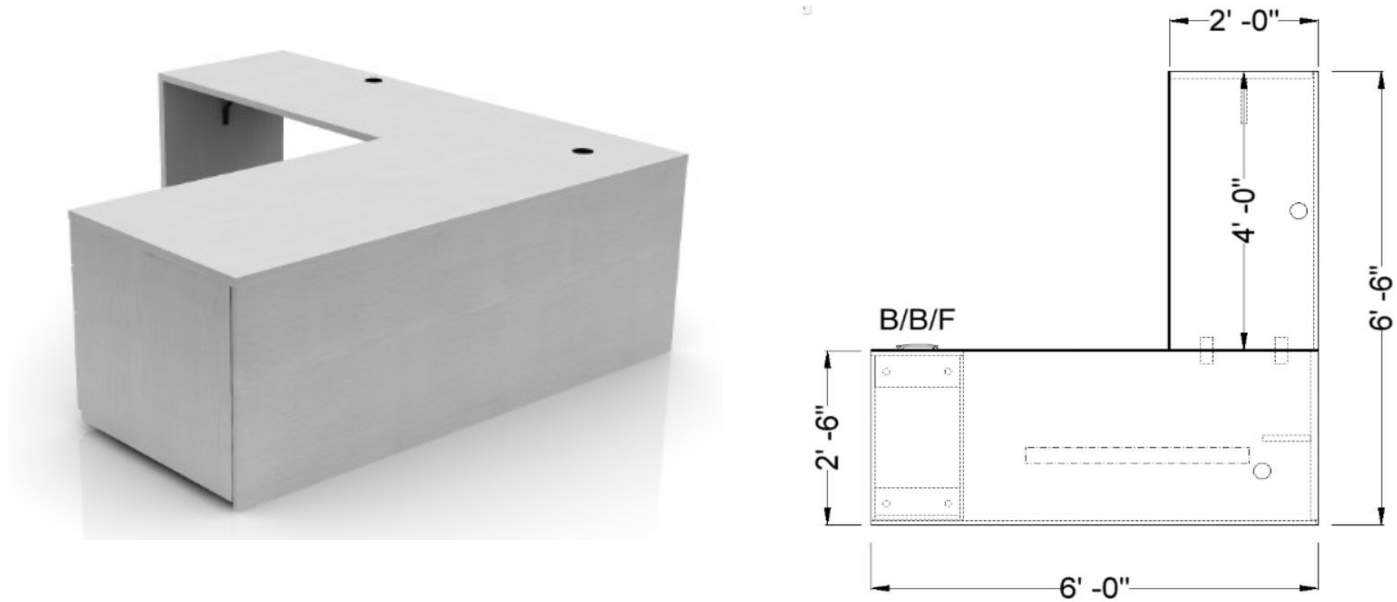
COMPONENTS

MAIN SURFACE	1	RECTANGULAR, GROMMET LEFT - 30"D X 72"W
RETURN SURFACE	1	RECTANGULAR, GROMMET AT CENTER - 24"D X 48"W
STORAGE	1	UNDERSURFACE PEDESTAL - BOX/BOX/FILE, LOCK - 29"D X 15"W
ACCESSORIES	1	UNDERSURFACE SUPPORT RAIL - 36"W
ACCESSORIES	1	END PANEL - 23"D X 28"
ACCESSORIES	1	END PANEL - 29"D X 28"H
ACCESSORIES	1	1/3 HEIGHT MODESTY PANEL - 48"W X 8"H
ACCESSORIES	1	FULL MODESTY PANEL - 72"W X 27"H
ACCESSORIES	1	LOCK CORE, SILVER

PRODUCT INFORMATION

FURNITURE CODE: DK-02

ADDITIONAL VIEWS



GENERAL NOTES


1. THE DESK COMPONENTS LISTED ABOVE SHALL BE USED AS A GUIDE IN PROVIDING THE APPROPRIATE SPECIFICATION, BUT SHOULD NOT BE USED AS THE FINAL BILL OF MATERIALS.
2. IT IS THE RESPONSIBILITY OF THE FURNITURE DEALER TO REVIEW THE OVERALL FURNITURE PLAN TO DETERMINE THE FINAL BILL OF MATERIALS NECESSARY FOR CONNECTIONS, SUPPORT, POWER, AND AESTHETIC.
3. IT IS THE RESPONSIBILITY OF THE DEALER TO DETERMINE THE ORIENTATION OF ALL DESKS AND TO SPECIFY ACCORDINGLY.
4. ALL WORKSTATIONS AND OFFICES TO BE KEYED DIFFERENT - CONFIRM OWNER DIRECTION.
5. APPROPRIATE WIRE MANAGEMENT TO BE PROVIDED AND COORDINATED FOR A CLEAN AESTHETIC.
6. THERE ARE SEVERAL CONDITIONS WITH THIS SIMILAR DESK BUT THE SIZES VARRY BASED ON CONDITIONS; IT IS THE RESPONSIBILITY OF THE FURNITURE DEALER TO REVIEW THE OVERALL PLAN FOR THESE VARIATIONS.

PRODUCT INFORMATION

FURNITURE CODE: DK-03

TOTAL QUANTITY: REFER FURNITURE QUANTITY SUMMARY

DESCRIPTION	VP, RH			
MANUFACTURER	NATIONAL OFFICE FURNITURE			
SERIES	WAVEWORKS			
MODEL				
OPTIONS	FIXED HEIGHT U-SHAPED DESK INTEGRATED BOX/BOX/FILE STORAGE UNDER MAIN DESK FRONT FLUSH MODESTY PANEL INTEGRATED FILE/FILE STORAGE UNDER CREDENZA SET ON HIGHBACK ORGANIZER WITH DOORS/ TACKBOARD LAMINATE FINISH WITH 3mm SOFTENED RIM ONE GROMMET ON RIGHT SIDE OF MAIN SUFACE ONE GROMMET AT CENTER OF RETURN STORAGE KEYED ALIKE			
DIMENSIONS	IN			
MAIN DESK	W 72"	D 30"	H 29"	
RETURN	W 42"	D 24"	H 29"	
CREDENZA	W 72"	D 24"	H 29"	
HUTCH	W 72"	D 15"	H 38"	
B/B/F	W 15"	D 30"		
F/F	W 15"	D 24"		



NOTES  
LOCATION IN VICE PRESIDENT PRIVATE OFFICES

MANUFACTURER CONTACT  
Andrew Gillum t: 1.800.835.4904  
andrew.gillum@kimball.com

FINISHES

	MANUFACTURER COMPONENT COLOR NOTES	KIMBALL INTERNATIONAL HPL LAMINATE MONTEREY TYPICAL FINISH		MANUFACTURER TEXTILE COLOR NOTES	KIMBALL INTERNATIONAL POST ASH TACKBOARD FABRIC
	MANUFACTURER COMPONENT COLOR NOTES	KIMBALL INTERNATIONAL 3mm SOFTENED MONTEREY EDGE BAND		MANUFACTURER COMPONENT STYLE NOTES	KIMBALL INTERNATIONAL PULL BEAM STORAGE PULL
	MANUFACTURER COMPONENT COLOR NOTES	KIMBALL INTERNATIONAL PAINT PLATINUM METALLIC PULL FINISH		MANUFACTURER COMPONENT COLOR	KIMBALL INTERNATIONAL LOCK CORE SILVER

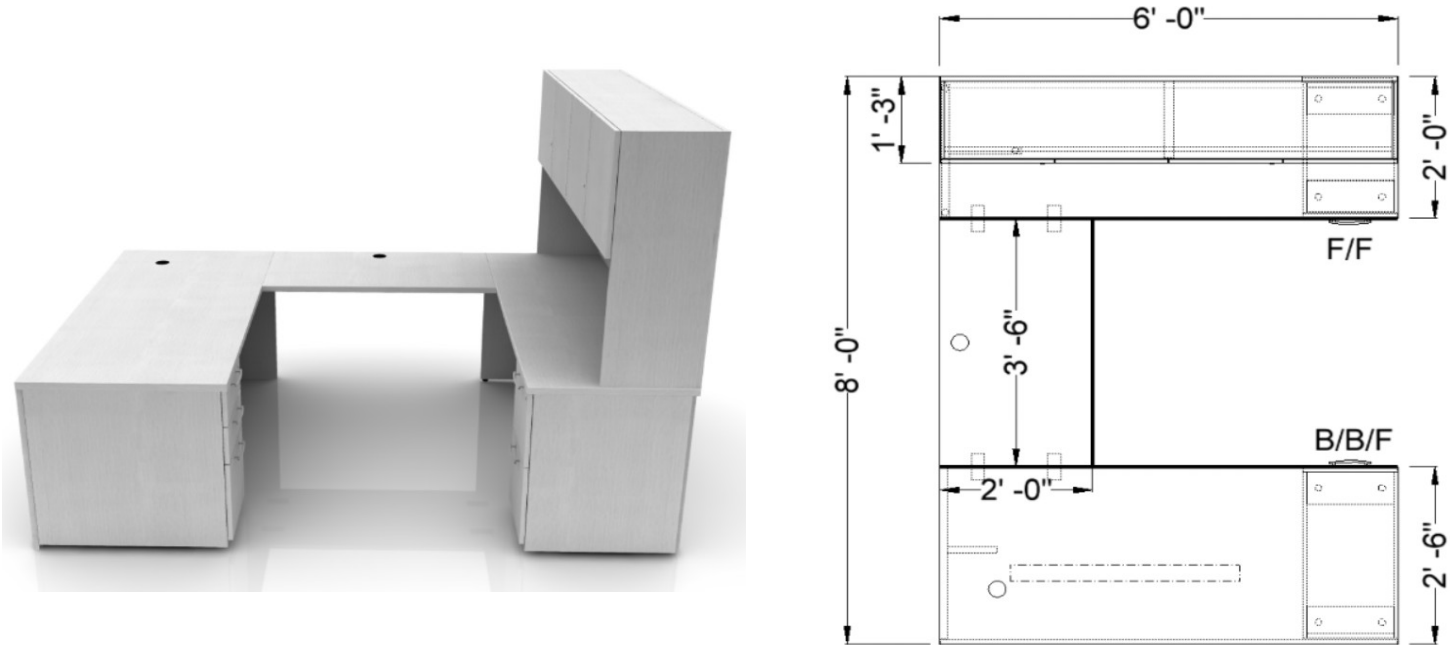
PRODUCT INFORMATION

FURNITURE CODE: DK-03

COMPONENTS

MAIN SURFACE	1	SURFACE, RECTANGULAR, GROMMET ON RIGHT - 30" D X 72" W
RETURN SURFACE	1	SURFACE, RECTANGULAR, GROMMET AT CENTER - 24" D X 42" W
CREDENZA SURFACE	1	SURFACE, RECTANGULAR, NO GROMMET - 24" D X 72" W
TACKBOARD	1	TACKBOARD, RAILROAD - 70 1/8"W X 19 1/2"H
STORAGE	1	HIGH BACK ORGR, FULL BACK, DOORS, LOCKS - 15" D X 72" W X 38"H
STORAGE	1	UNDERSURFACE PEDESTAL - BOX/ BOX/ FILE, LOCK - 29"D X 15"W
STORAGE	1	UNDERSURFACE PEDESTAL - FILE/ FILE, LOCK - 23"D X 15"W
ACCESSORIES	2	UNDERSURFACE SUPPORT RAIL - 36"W
ACCESSORIES	4	LOCK CORE WITH KEY, SILVER
ACCESSORIES	1	MODESTY BACK PANEL - 15"W X 27"H
ACCESSORIES	1	T-SUPPORT PANEL - 24"D X 28"H
ACCESSORIES	1	END PANEL - 29"D X 28"H
ACCESSORIES	1	1/3 HEIGHT MODESTY PANEL - 57"W X 8"H
ACCESSORIES	1	FULL MODESTY PANEL FOR MAIN SURFACE - 72"W X 27"H

ADDITIONAL VIEWS



GENERAL NOTES

1. THE DESK COMPONENTS LISTED ABOVE SHALL BE USED AS A GUIDE IN PROVIDING THE APPROPRIATE SPECIFICATION, BUT SHOULD NOT BE USED AS THE FINAL BILL OF MATERIALS.
2. IT IS THE RESPONSIBILITY OF THE FURNITURE DEALER TO REVIEW THE OVERALL FURNITURE PLAN TO DETERMINE THE FINAL BILL OF MATERIALS NECESSARY FOR CONNECTIONS, SUPPORT, POWER, AND AESTHETIC.
3. IT IS THE RESPONSIBILITY OF THE DEALER TO DETERMINE THE ORIENTATION OF ALL DESKS AND TO SPECIFY ACCORDINGLY.
4. ALL WORKSTATIONS AND OFFICES TO BE KEYED DIFFERENT - CONFIRM OWNER DIRECTION.
5. APPROPRIATE WIRE MANAGEMENT TO BE PROVIDED AND COORDINATED FOR A CLEAN AESTHETIC.
6. THERE ARE SEVERAL CONDITIONS WITH THIS SIMILAR DESK BUT THE SIZES VARRY BASED ON CONDITIONS; IT IS THE RESPONSIBILITY OF THE FURNITURE DEALER TO REVIEW THE OVERALL PLAN FOR THESE VARIATIONS.

PRODUCT INFORMATION

FURNITURE CODE: WS-01

DESCRIPTION	TOUCHDOWN, SINGLE		
MANUFACTURER	AIS & SITONIT		
SERIES	E-SERIES, MOTIF WORKSURFACE		
MODEL			
OPTIONS	HEIGHT ADJUSTABLE RECTANGLE DESK		
	T-LEGS		
	MOTIF FABRIC SCREENS		
	HEIGHT-ADJUSTABLE MOUNT PRIVACY SCREEN ON FRONT EDGE MOUNT PRIVACY SCREENS ON SIDES		
DIMENSIONS	IN		
OVERALL	W 46"	D 23"	H 26.26" - 45.94"
BACK SCREEN	W 42"		H 24"
SIDE SCREENS	W 23"		H 12"



NOTES

LOCATION IN OPEN OFFICES

MANUFACTURER CONTACT

Sean Cronan m: 214.215.2712  
sean@cronanreps.com

Cindy Carpenter Smith t: 214.528.6942  
cindy@csswinc.com

FINISHES

	MANUFACTURER	AIS		MANUFACTURER	AIS
	COMPONENT	LAMINATE		COMPONENT	PAINT
	COLOR	CHALK		COLOR	METALLIC SILVER
	NOTES	WORKSURFACE		NOTES	BASE
	MANUFACTURER	AIS			
	COMPONENT	2mm EDGE			
	COLOR	CHALK			
	NOTES	EDGEBAND			
	MANUFACTURER	SITONIT			
	PATTERN	HUNTINGTON			
	COLOR	FLEECE			
	NOTES	ATTACHED SCREENS FABRIC			

COMPONENTS

HEIGHT ADJ TABLE	1	TBL, REC, 2mm, HAL, E SERIES GLD 2 STAGE - 24"D X 66"W X 29"H
ACOUS SCREEN	1	WORKSURFACE SCREEN, HEIGHT ADJUSTABLE MOUNT
ACOUS SCREEN	2	WORKSURFACE SCREEN, MIDDLE MOUNT

GENERAL NOTES

1. THE DESK COMPONENTS LISTED ABOVE SHALL BE USED AS A GUIDE IN PROVIDING THE APPROPRIATE SPECIFICATION, BUT SHOULD NOT BE USED AS THE FINAL BILL OF MATERIALS.
2. IT IS THE RESPONSIBILITY OF THE FURNITURE DEALER TO REVIEW THE OVERALL FURNITURE PLAN TO DETERMINE THE FINAL BILL OF MATERIALS NECESSARY FOR CONNECTIONS, SUPPORT, POWER, AND AESTHETIC.
3. IT IS THE RESPONSIBILITY OF THE DEALER TO DETERMINE THE ORIENTATION OF ALL DESKS AND TO SPECIFY ACCORDINGLY.
4. ALL WORKSTATIONS AND OFFICES TO BE KEYED DIFFERENT - CONFIRM OWNER DIRECTION.
5. APPROPRIATE WIRE MANAGEMENT TO BE PROVIDED AND COORDINATED FOR A CLEAN AESTHETIC.
6. THERE ARE SEVERAL CONDITIONS WITH THIS SIMILAR DESK BUT THE SIZES VARRY BASED ON CONDITIONS; IT IS THE RESPONSIBILITY OF THE FURNITURE DEALER TO REVIEW THE OVERALL PLAN FOR THESE VARIATIONS.

PRODUCT INFORMATION

FURNITURE CODE: WS-02

TOTAL QUANTITY: REFER FURNITURE QUANTITY SUMMARY


DESCRIPTION	WORKSTATION, SINGLE RH			
MANUFACTURER	AIS			
SERIES	DIVI, E-SERIES			
MODEL				
OPTIONS	42"H PANEL SYSTEM WITH FABRIC PANELS HEIGHT ADJUSTABLE MAIN DESK WITH T-LEG FIXED HEIGHT RETURN BOX/FILE MOBILE PEDISTAL WITH CUSHION TOP TWO DUPLEX OUTLETS (4 PLUGS)			
DIMENSIONS	IN			
MAIN DESK	W 64"	D 23"	H 26.26" - 45.94"	
RETURN	W 42"	D 24"	H 29"	
PANELS			H 42"	
OVERALL	W 68"	D 70"	H 42"	
MOBILE PED	W 15"	D 24"	H 22"	



NOTES  
LOCATION IN OPEN OFFICES

MANUFACTURER CONTACT  
Sean Cronan m: 214.215.2712  
sean@cronanreps.com

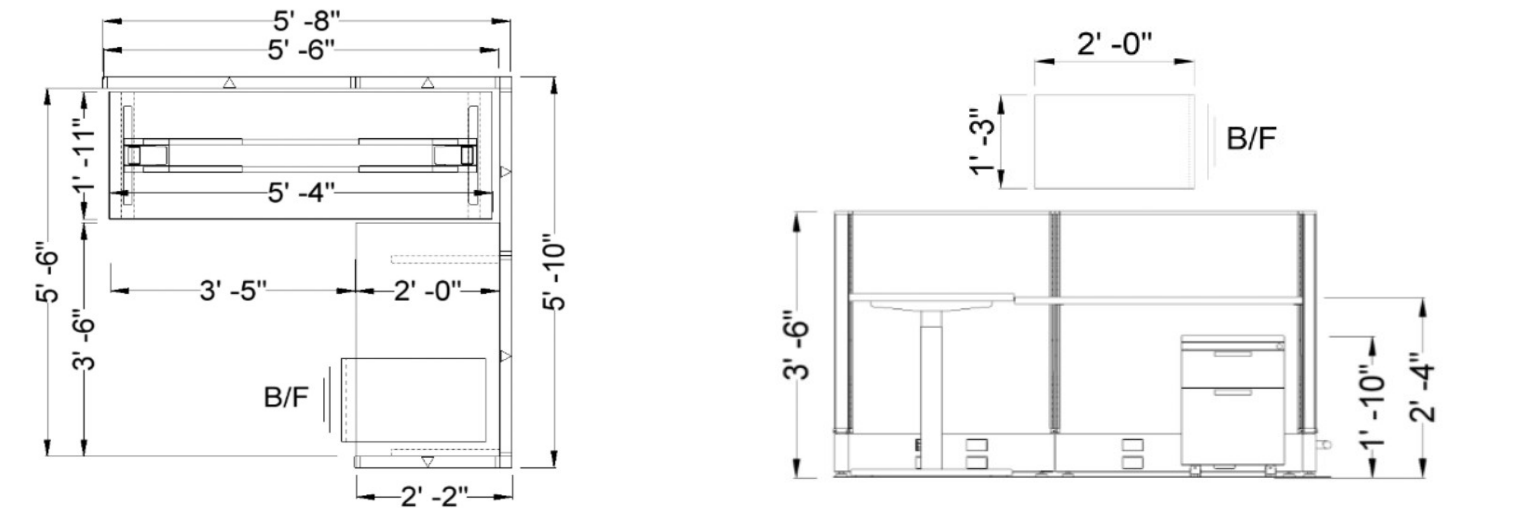
FINISHES

	MANUFACTURER COMPONENT COLOR NOTES	AIS HPL LAMINATE CHALK WORKSURFACE		MANUFACTURER COMPONENT COLOR NOTES	AIS PAINT METALLIC SILVER HT ADJ TABLE BASE/ PULL
	MANUFACTURER COMPONENT COLOR NOTES	AIS PAINT CHALK PANEL TRIM, B/F CASE		MANUFACTURER PATTERN COLOR NOTES	AIS CAPE COD FALMOUTH PANEL FABRIC
	MANUFACTURER COMPONENT COLOR NOTES	AIS HPL LAMINATE LANDMARK STORAGE FRONT		MANUFACTURER COMPONENT COLOR NOTES	AIS 2mm EDGE CHAULK EDGEBAND
	MANUFACTURER PATTERN COLOR NOTES	MOMENTUM GRID INDIGO STORAGE CUSHION TOP		MANUFACTURER COMPONENT STYLE NOTES	AIS PULL RECTANGULAR STORAGE PULL

COMPONENTS

HEIGHT ADJ TABLE	1	TBL, REC, 2mm, HAL, E SERIES GLD 2 STAGE - 24"D X 66"W X 29"H
WORKSURFACE	1	RECTANGULAR - 2mm EDGE - 24" D X 42" W
STORAGE	1	MOBILE PEDISTAL - BOX/FILE WITH CUSHION TOP AND LAMINATE FRONT - 15"W X 24"D X 22"H
PANEL	1	DIVI LINEAR HARD SURF PERM/ MONO PANEL - POWER - 42"H X 24"W
PANEL	1	DIVI LINEAR HARD SURF PERM/ MONO PANEL - POWER - 42"H X 30"W
PANEL	1	DIVI LINEAR HARD SURF PERM/ MONO PANEL - POWER - 42"H X 36"W
PANEL	1	DIVI LINEAR HARD SURF PERM/ MONO PANEL - NO POWER - 42"H X 24"W
PANEL	1	DIVI LINEAR HARD SURF PERM/ MONO PANEL - NO POWER - 42"H X 42"W
PANEL	2	DIVI LINEAR BASE - END OF RUN SHROUD
ACCESSORIES	1	DUPLEX OUTLET - LINE 1 - WHITE
ACCESSORIES	1	DUPLEX OUTLET - LINE 4 DEDICATED - WHITE
ACCESSORIES	1	21" ELECTRICAL JUMPER (EXTENDED PANEL TO PANEL)
ACCESSORIES	1	18" ELECTRICAL JUMPER (PANEL TO PANEL)
ACCESSORIES	1	RH RECEPTACLE MOUNTED BASE INFEED - 72"L - 8 WIRE/ 4 CIRCUIT
ACCESSORIES	1	REGULAR CANTILEVER - RIGHT HAND - 24"D
ACCESSORIES	1	REGULAR CANTILEVER - LEFT HAND - 24"D

ADDITIONAL VIEWS



GENERAL NOTES

1. THE DESK COMPONENTS LISTED ABOVE SHALL BE USED AS A GUIDE IN PROVIDING THE APPROPRIATE SPECIFICATION, BUT SHOULD NOT BE USED AS THE FINAL BILL OF MATERIALS.
2. IT IS THE RESPONSIBILITY OF THE FURNITURE DEALER TO REVIEW THE OVERALL FURNITURE PLAN TO DETERMINE THE FINAL BILL OF MATERIALS NECESSARY FOR CONNECTIONS, SUPPORT, POWER, AND AESTHETIC.
3. IT IS THE RESPONSIBILITY OF THE DEALER TO DETERMINE THE ORIENTATION OF ALL DESKS AND TO SPECIFY ACCORDINGLY.
4. ALL WORKSTATIONS AND OFFICES TO BE KEYED DIFFERENT - CONFIRM OWNER DIRECTION.
5. APPROPRIATE WIRE MANAGEMENT TO BE PROVIDED AND COORDINATED FOR A CLEAN AESTHETIC.
6. THERE ARE SEVERAL CONDITIONS WITH THIS SIMILAR DESK BUT THE SIZES VARRY BASED ON CONDITIONS; IT IS THE RESPONSIBILITY OF THE FURNITURE DEALER TO REVIEW THE OVERALL PLAN FOR THESE VARIATIONS.

PRODUCT INFORMATION

FURNITURE CODE: WS-03

TOTAL QUANTITY: REFER FURNITURE QUANTITY SUMMARY




DESCRIPTION	WORKSTATION, SINGLE LH			
MANUFACTURER	AIS			
SERIES	DIVI, E-SERIES			
MODEL				
OPTIONS	42"H PANEL SYSTEM WITH FABRIC PANELS HEIGHT ADJUSTABLE MAIN DESK WITH T-LEG FIXED HEIGHT RETURN BOX/FILE MOBILE PEDISTAL WITH CUSHION TOP TWO DUPLEX OUTLETS (4 PLUGS)			
DIMENSIONS	IN			
MAIN DESK	W 64"	D 23"	H 26.26" - 45.94"	
RETURN	W 42"	D 24"	H 29"	
PANELS			H 42"	
OVERALL	W 68"	D 70"	H 42"	
MOBILE PED	W 15"	D 24"	H 22"	



NOTES  
LOCATION IN RECEPTION AND OPEN OFFICE

MANUFACTURER CONTACT  
Sean Cronan m: 214.215.2712  
sean@cronanreps.com

FINISHES

	MANUFACTURER COMPONENT COLOR NOTES	AIS HPL LAMINATE CHALK WORKSURFACE		MANUFACTURER COMPONENT COLOR NOTES	AIS PAINT METALLIC SILVER HT ADJ TABLE BASE/ PULL
	MANUFACTURER COMPONENT COLOR NOTES	AIS PAINT CHALK PANEL TRIM, B/F CASE		MANUFACTURER PATTERN COLOR NOTES	AIS CAPE COD FALMOUTH PANEL FABRIC
	MANUFACTURER COMPONENT COLOR NOTES	AIS HPL LAMINATE LANDMARK STORAGE FRONT		MANUFACTURER COMPONENT COLOR NOTES	AIS 2mm EDGE CHAULK EDGEBAND
	MANUFACTURER PATTERN COLOR NOTES	MOMENTUM GRID INDIGO STORAGE CUSHION TOP		MANUFACTURER COMPONENT STYLE NOTES	AIS PULL RECTANGULAR STORAGE PULL

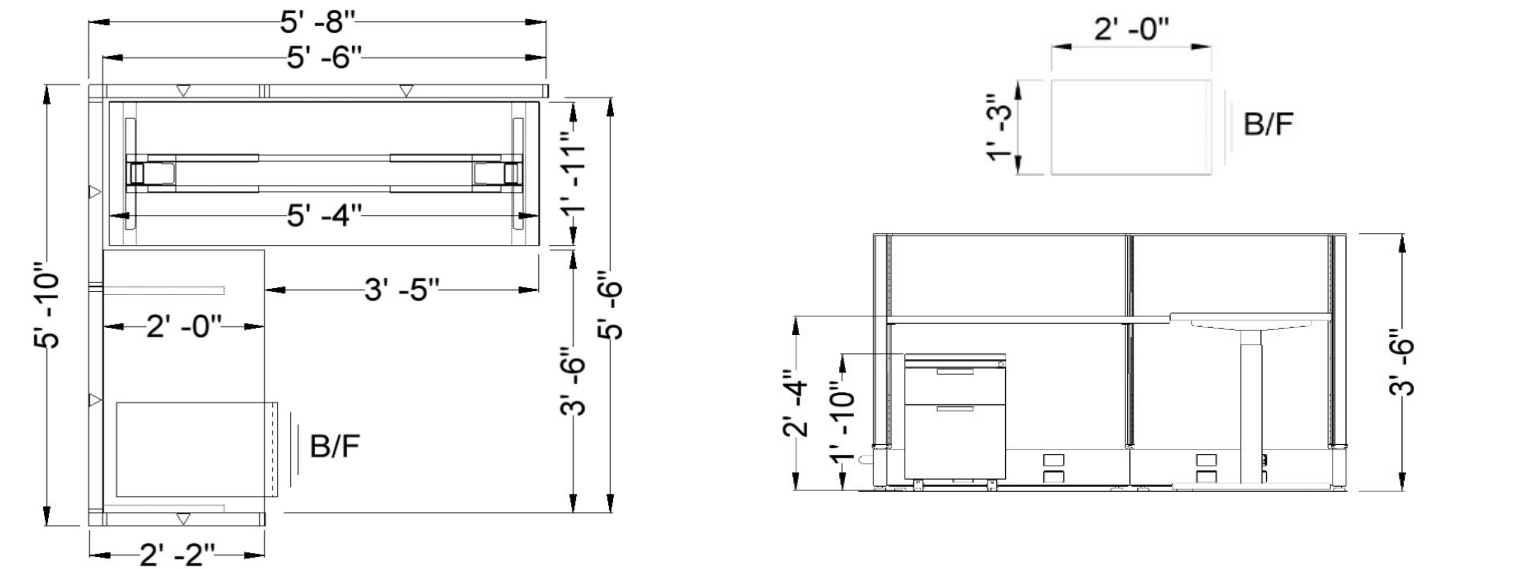
PRODUCT INFORMATION

FURNITURE CODE: WS-03

COMPONENTS

HEIGHT ADJ TABLE	1	TBL, REC, 2mm, HAL, E SERIES GLD 2 STAGE - 24"D X 66"W X 29"H
WORKSURFACE	1	RECTANGULAR - 2mm EDGE - 24" D X 42" W
STORAGE	1	MOBILE PEDISTAL - BOX/FILE WITH CUSHION TOP AND LAMINATE FRONT - 15"W X 24"D X 22"H
PANEL	1	DIVI LINEAR HARD SURF PERM/ MONO PANEL - POWER - 42"H X 24"W
PANEL	1	DIVI LINEAR HARD SURF PERM/ MONO PANEL - POWER - 42"H X 30"W
PANEL	1	DIVI LINEAR HARD SURF PERM/ MONO PANEL - POWER - 42"H X 36"W
PANEL	1	DIVI LINEAR HARD SURF PERM/ MONO PANEL - NO POWER - 42"H X 24"W
PANEL	1	DIVI LINEAR HARD SURF PERM/ MONO PANEL - NO POWER - 42"H X 42"W
ACCESSORIES	1	DUPLEX OUTLET - LINE 1 - WHITE
ACCESSORIES	1	DUPLEX OUTLET - LINE 4 DEDICATED - WHITE
ACCESSORIES	1	18" ELECTRICAL JUMPER (PANEL TO PANEL)
ACCESSORIES	1	21" ELECTRICAL JUMPER (EXTENED PANEL TO PANEL)
ACCESSORIES	1	LH RECEPTACLE MOUNTED BASE INFEEED - 72L - 8 WIRE/4 CIRCUIT
ACCESSORIES	2	LINEAR 2 WAY - 90 DEGREE SHROUD
ACCESSORIES	2	DIVI LINEAR BASE - END OF RUN SHROUD
ACCESSORIES	1	REGULAR CANTILEVER - LEFT HAND - 24"D
ACCESSORIES	1	REGULAR CANTILEVER - RIGHT HAND - 24"D

ADDITIONAL VIEWS



GENERAL NOTES

1. THE DESK COMPONENTS LISTED ABOVE SHALL BE USED AS A GUIDE IN PROVIDING THE APPROPRIATE SPECIFICATION, BUT SHOULD NOT BE USED AS THE FINAL BILL OF MATERIALS.
2. IT IS THE RESPONSIBILITY OF THE FURNITURE DEALER TO REVIEW THE OVERALL FURNITURE PLAN TO DETERMINE THE FINAL BILL OF MATERIALS NECESSARY FOR CONNECTIONS, SUPPORT, POWER, AND AESTHETIC.
3. IT IS THE RESPONSIBILITY OF THE DEALER TO DETERMINE THE ORIENTATION OF ALL DESKS AND TO SPECIFY ACCORDINGLY.
4. ALL WORKSTATIONS AND OFFICES TO BE KEYED DIFFERENT - CONFIRM OWNER DIRECTION.
5. APPROPRIATE WIRE MANAGEMENT TO BE PROVIDED AND COORDINATED FOR A CLEAN AESTHETIC.
6. THERE ARE SEVERAL CONDITIONS WITH THIS SIMILAR DESK BUT THE SIZES VARRY BASED ON CONDITIONS; IT IS THE RESPONSIBILITY OF THE FURNITURE DEALER TO REVIEW THE OVERALL PLAN FOR THESE VARIATIONS.

PRODUCT INFORMATION

FURNITURE CODE: WC-01

TOTAL QUANTITY: REFER FURNITURE QUANTITY SUMMARY






DESCRIPTION	TOUCHDOWN, 4-PACK			
MANUFACTURER	AIS & SITONIT			
SERIES	E-SERIES, ENCOUNTER, MOTIF			
MODEL				
OPTIONS	40"H POWER BEAM SYSTEM WITH CENTER FABRIC SCREEN TWO DUPLEX (2 OULTES) PER TOUCHDOWN HEIGHT ADJUSTABLE T-LEG DESK MOTIF FABRIC SCREENS EDGE MOUNT PRIVACY SCREENS ON SIDES			
DIMENSIONS	IN			
PANEL			H	20"
SPINE SCREEN			H	20"
DESK	W 46"	D 23"	H	26.26" - 45.94"
SIDE SCREENS	W 23"		H	12"
OVERALL	W 49.5"	D 96.25"	H	40"



NOTES  
LOCATION IN OPEN OFFICES

MANUFACTURER CONTACT  
Sean Cronan m: 214.215.2712  
sean@cronanreps.com  
Cindy Carpenter Smith t: 214.528.6942  
cindy@csswinc.com

FINISHES

	MANUFACTURER COMPONENT COLOR NOTES	AIS HPL LAMINATE CHALK WORKSURFACE		MANUFACTURER COMPONENT COLOR NOTES	AIS PAINT METALLIC SILVER TABLE BASE
	MANUFACTURER COMPONENT COLOR NOTES	AIS PAINT CHALK PANEL FRAME		MANUFACTURER PATTERN COLOR NOTES	AIS CAPE COD FALMOUTH BEAM CENTER SCREEN
	MANUFACTURER PATTERN COLOR NOTES	SITONIT HUNTINGTON FLEECE EDGE MT PRIVACY SCREEN			

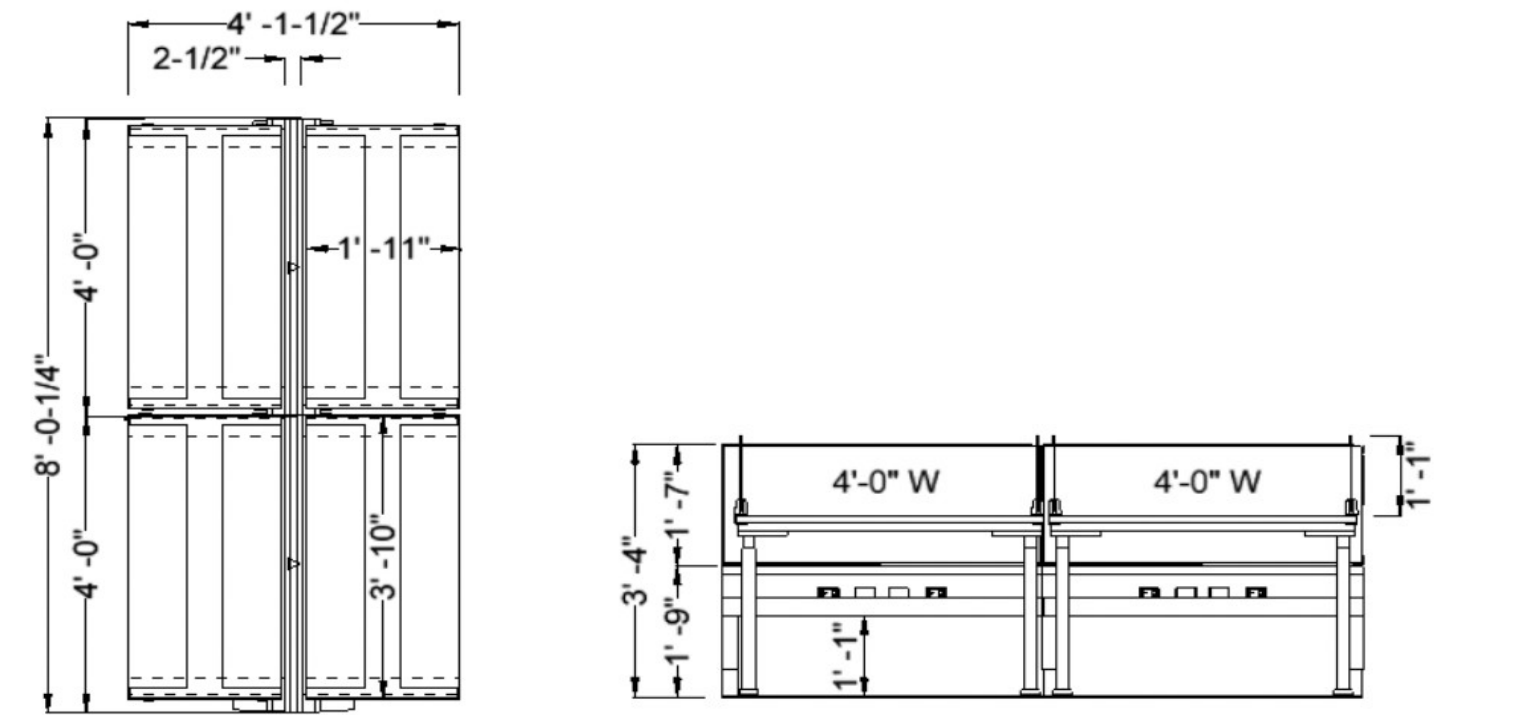
PRODUCT INFORMATION

FURNITURE CODE: WC-01

COMPONENTS

HEIGHT ADJ TABLE	4	TBL, REC, 2mm, HAL, E SERIES GLD 2 STAGE - 24"D X 66"W X 29"H
ACOUS SCREEN	8	WORKSURFACE SCREEN, MIDDLE MOUNT
SCREEN	2	SLIMLINE SCREEN, UNI SPINE, FVWL, DIM A, SPN MNT UNI, 20H X 48W
PWR BEAM	2	ENCOUNTER PWR BEAM POWERED SPINE KIT 48
PWR BEAM	2	ENCOUNTER PWR BEAM RACEWAY ENDCAP PAINTED
PWR BEAM	1	ENCOUNTER PWR BEAM POST LEG FOR 21H
PWR BEAM	2	ENCOUNTER PWR BEAM 18 INCH T-LEG 21H
PWR BEAM	4	ENCOUNTER PWR BEAM POWER CORD TRAY 48W
ACCESSORIES	2	WHITE DUPLEX OUTLET - LINE 1
ACCESSORIES	2	WHITE DUPLEX OUTLET - LINE 2
ACCESSORIES	2	WHITE DUPLEX OUTLET - LINE 3
ACCESSORIES	2	WHITE DUPLEX OUTLET - LINE 4
ACCESSORIES	1	SIDE MOUNTED BASE INFEEED - 72L - 8 WIRE, 4 CIRCUIT
ACCESSORIES	1	30" ELECTRICAL JUMPER

ADDITIONAL VIEWS




GENERAL NOTES

1. THE DESK COMPONENTS LISTED ABOVE SHALL BE USED AS A GUIDE IN PROVIDING THE APPROPRIATE SPECIFICATION, BUT SHOULD NOT BE USED AS THE FINAL BILL OF MATERIALS.
2. IT IS THE RESPONSIBILITY OF THE FURNITURE DEALER TO REVIEW THE OVERALL FURNITURE PLAN TO DETERMINE THE FINAL BILL OF MATERIALS NECESSARY FOR CONNECTIONS, SUPPORT, POWER, AND AESTHETIC.
3. IT IS THE RESPONSIBILITY OF THE DEALER TO DETERMINE THE ORIENTATION OF ALL DESKS AND TO SPECIFY ACCORDINGLY.
4. ALL WORKSTATIONS AND OFFICES TO BE KEYED DIFFERENT - CONFIRM OWNER DIRECTION.
5. APPROPRIATE WIRE MANAGEMENT TO BE PROVIDED AND COORDINATED FOR A CLEAN AESTHETIC.
6. THERE ARE SEVERAL CONDITIONS WITH THIS SIMILAR DESK BUT THE SIZES VARRY BASED ON CONDITIONS; IT IS THE RESPONSIBILITY OF THE FURNITURE DEALER TO REVIEW THE OVERALL PLAN FOR THESE VARIATIONS.

PRODUCT INFORMATION

FURNITURE CODE: WC-02

DESCRIPTION	TOUCHDOWN, 8-PACK			
MANUFACTURER	AIS & SITONIT			
SERIES	E-SERIES, ENCOUNTER, MOTIF			
MODEL				
OPTIONS	40"H POWER BEAM SYSTEM WITH CENTER FABRIC SCREEN TWO DUPLEX (2 OULTES) PER TOUCHDOWN HEIGHT ADJUSTABLE T-LEG DESK MOTIF FABRIC SCREENS EDGE MOUNT PRIVACY SCREENS ON SIDES			
DIMENSIONS	IN			
PANEL			H	20"
SPINE SCREEN			H	20"
DESK	W 46"	D 23"	H	26.26" - 45.94"
SIDE SCREENS	W 23"		H	12"
OVERALL	W 49.5"	D 192.25"	H	40"



TOTAL QUANTITY: REFER FURNITURE QUANTITY SUMMARY

NOTES

LOCATION IN OPEN OFFICES

MANUFACTURER CONTACT

Sean Cronan m: 214.215.2712  
sean@cronanreps.com

Cindy Carpenter Smith t: 214.528.6942  
cindy@csswinc.com

FINISHES

	MANUFACTURER COMPONENT COLOR NOTES	AIS HPL LAMINATE CHALK WORKSURFACE		MANUFACTURER COMPONENT COLOR NOTES	AIS PAINT METALLIC SILVER LEGS
	MANUFACTURER COMPONENT COLOR NOTES	AIS PAINT CHALK PANEL		MANUFACTURER PATTERN COLOR NOTES	AIS CAPE COD FALMOUTH BEAM CENTER SCREEN
	MANUFACTURER PATTERN COLOR NOTES	SITONIT HUNTINGTON FLEECE EDGE MT PRIVACY SCREEN			

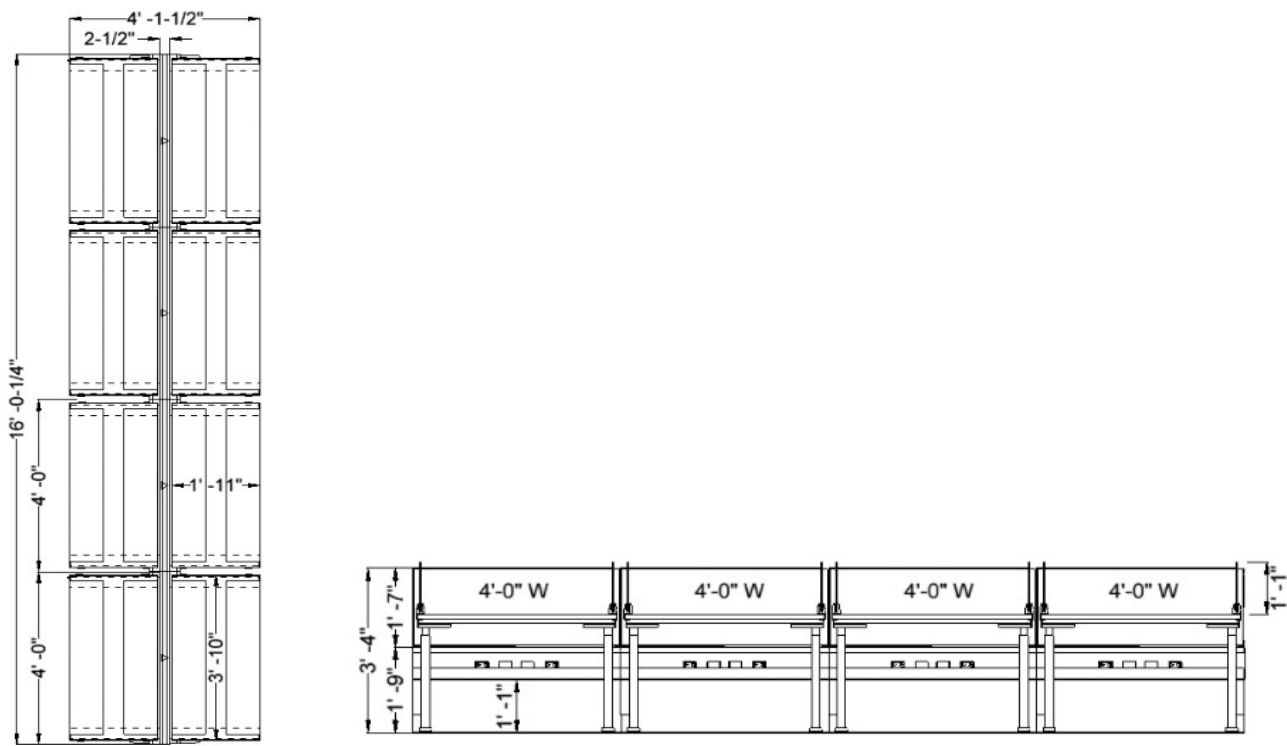
PRODUCT INFORMATION

FURNITURE CODE: WC-02

COMPONENTS

HEIGHT ADJ TABLE	8	TBL, REC, 2mm, HAL, E SERIES GLD 2 STAGE - 24"D X 66"W X 29"H
ACOUS SCREEN	16	WORKSURFACE SCREEN, MIDDLE MOUNT
SCREEN	4	SLIMLINE SCREEN, UNI SPINE, FVWL, DIM A, SPN MNT UNI, 20H X 48W
PWR BEAM	4	ENCOUNTER PWR BEAM POWERED SPINE KIT 48
PWR BEAM	2	ENCOUNTER PWR BEAM RACEWAY ENDCAP PAINTED
PWR BEAM	2	ENCOUNTER PWR BEAM 18 INCH T-LEG FOR 21H
PWR BEAM	3	ENCOUNTER PWR BEAM POST LEG FOR 21H
PWR BEAM	8	ENCOUNTER PWR BEAM POWER CORD TRAY 48W
ACCESSORIES	1	PASS THRU JUMPER 24W PANEL - 33L - 8 WIRE, 4 CIRCUIT
ACCESSORIES	4	WHITE DUPLEX OUTLET - LINE 1
ACCESSORIES	4	WHITE DUPLEX OUTLET - LINE 2
ACCESSORIES	4	WHITE DUPLEX OUTLET - LINE 3
ACCESSORIES	4	WHITE DUPLEX OUTLET - LINE 4
ACCESSORIES	1	SIDE MOUNTED BASE INFEED - 72L - 8 WIRE, 4 CIRCUIT
ACCESSORIES	2	30 IN ELECTRICAL JUMPER

ADDITIONAL VIEWS



GENERAL NOTES


1. THE DESK COMPONENTS LISTED ABOVE SHALL BE USED AS A GUIDE IN PROVIDING THE APPROPRIATE SPECIFICATION, BUT SHOULD NOT BE USED AS THE FINAL BILL OF MATERIALS.
2. IT IS THE RESPONSIBILITY OF THE FURNITURE DEALER TO REVIEW THE OVERALL FURNITURE PLAN TO DETERMINE THE FINAL BILL OF MATERIALS NECESSARY FOR CONNECTIONS, SUPPORT, POWER, AND AESTHETIC.
3. IT IS THE RESPONSIBILITY OF THE DEALER TO DETERMINE THE ORIENTATION OF ALL DESKS AND TO SPECIFY ACCORDINGLY.
4. ALL WORKSTATIONS AND OFFICES TO BE KEYED DIFFERENT - CONFIRM OWNER DIRECTION.
5. APPROPRIATE WIRE MANAGEMENT TO BE PROVIDED AND COORDINATED FOR A CLEAN AESTHETIC.
6. THERE ARE SEVERAL CONDITIONS WITH THIS SIMILAR DESK BUT THE SIZES VARRY BASED ON CONDITIONS; IT IS THE RESPONSIBILITY OF THE FURNITURE DEALER TO REVIEW THE OVERALL PLAN FOR THESE VARIATIONS.

PRODUCT INFORMATION

FURNITURE CODE: WC-03

TOTAL QUANTITY: REFER FURNITURE QUANTITY SUMMARY

DESCRIPTION	WORKSTATION, SPINE 2 RH			
MANUFACTURER	AIS			
SERIES	DIVI, E-SERIES			
MODEL				
OPTIONS	42"H PANEL SYSTEM WITH FABRIC PANELS HEIGHT ADJUSTABLE MAIN DESK WITH T-LEG FIXED HEIGHT RETURN BOX/FILE MOBILE PEDISTAL WITH CUSHION TOP TWO DUPLEX OUTLETS (4 PLUGS) PER STATION			
DIMENSIONS	IN			
MAIN DESK	W 64"	D 23"	H 26.26" - 45.94"	
RETURN	W 42"	D 24"	H 29"	
PANELS			H 42"	
OVERALL	W 68"	D 139"	H 42"	
MOBILE PED	W 15"	D 24"	H 22"	



NOTES  
LOCATED IN OPEN OFFICES

MANUFACTURER CONTACT  
Sean Cronan m: 214.215.2712  
sean@cronanreps.com

FINISHES

	MANUFACTURER COMPONENT COLOR NOTES	AIS HPL LAMINATE LANDMARK WORKSURFACE		MANUFACTURER COMPONENT COLOR NOTES	AIS PAINT METALLIC SILVER HT ADJ TABLE BASE/ PULL
	MANUFACTURER COMPONENT COLOR NOTES	AIS PAINT CHALK PANEL TRIM, B/F CASE		MANUFACTURER PATTERN COLOR NOTES	AIS CAPE COD FALMOUTH PANEL FABRIC
	MANUFACTURER COMPONENT COLOR NOTES	AIS HPL LAMINATE LANDMARK STORAGE FRONT		MANUFACTURER COMPONENT COLOR NOTES	AIS 2mm EDGE CHALK EDGBAND
	MANUFACTURER PATTERN COLOR NOTES	MOMENTUM GRID INDIGO STORAGE CUSHION TOP		MANUFACTURER COMPONENT STYLE NOTES	AIS PULL RECTANGULAR STORAGE PULL

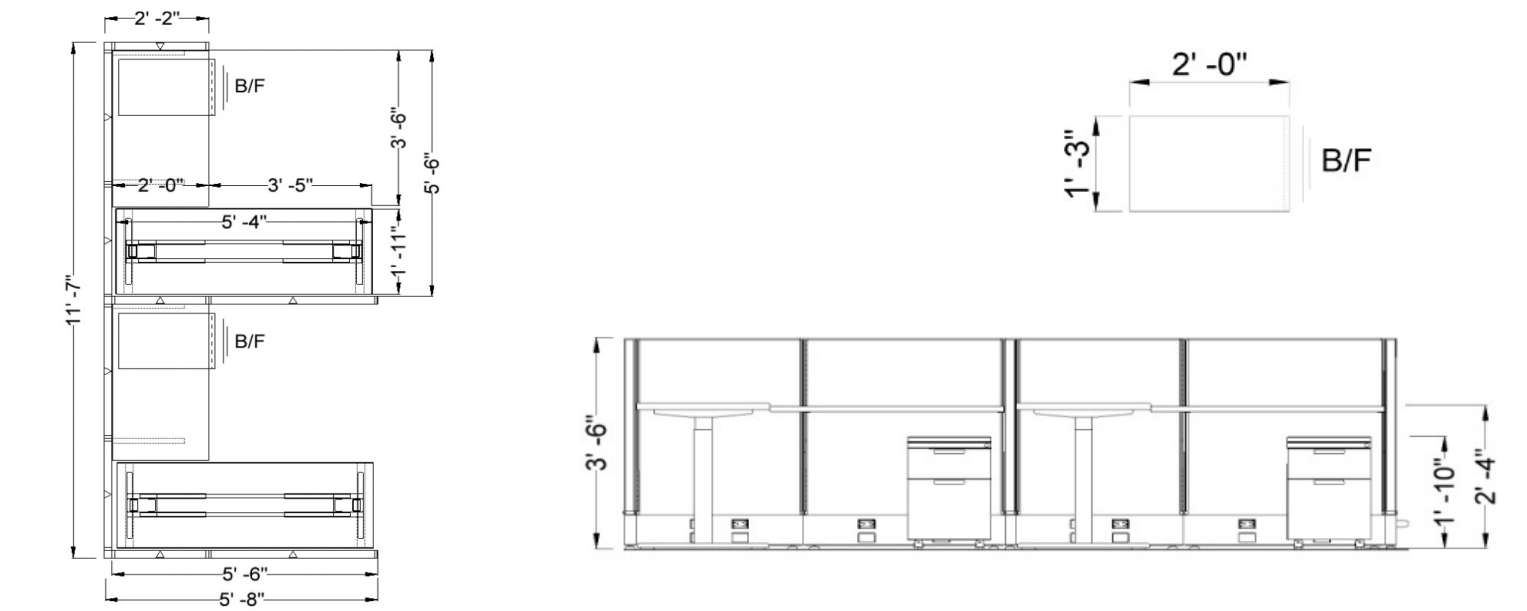
PRODUCT INFORMATION

FURNITURE CODE: WC-03

COMPONENTS

HEIGHT ADJ TABLE	2	TBL, REC, 2mm, HAL, E SERIES GLD 2 STAGE - 24"D X 66"W X 29"H
WORKSURFACE	2	RECTANGULAR - 2mm EDGE - 24" D X 42" W
STORAGE	2	MOBILE PEDISTAL - BOX/FILE WITH CUSHION TOP AND LAMINATE FRONT - 15"W X 24"D X 22"H
PANEL	1	DIVI LINEAR HARD SURF PERM/ MONO PANEL - POWER - 42"H X 24"W
PANEL	2	DIVI LINEAR HARD SURF PERM/ MONO PANEL - POWER - 42"H X 30"W
PANEL	2	DIVI LINEAR HARD SURF PERM/ MONO PANEL - POWER - 42"H X 36"W
PANEL	2	DIVI LINEAR HARD SURF PERM/ MONO PANEL - NO POWER - 42"H X 24"W
PANEL	2	DIVI LINEAR HARD SURF PERM/ MONO PANEL - NO POWER - 42"H X 42"W
PANEL	3	DIVI LINEAR BASE - END OF RUN SHROUD
ACCESSORIES	2	DUPLEX OUTLET - LINE 1 - WHITE
ACCESSORIES	2	DUPLEX OUTLET - LINE 2 - WHITE
ACCESSORIES	2	DUPLEX OUTLET - LINE 3 - WHITE
ACCESSORIES	2	DUPLEX OUTLET - LINE 4 DEDICATED - WHITE
ACCESSORIES	2	18" ELECTRICAL JUMPER (PANEL TO PANEL)
ACCESSORIES	2	21" ELECTRICAL JUMPER (EXTENDED PANEL TO PANEL)
ACCESSORIES	1	LH RECEPTACLE MOUNTED BASE INFEED - 72"L - 8 WIRE/4 CIRCUIT
ACCESSORIES	1	LINEAR 3-WAY 90 DEGREE BASE SHROUD
ACCESSORIES	2	LINEAR 2-WAY 90 DEGREE BASE SHROUD
ACCESSORIES	2	REGULAR CANTILEVER - LEFT HAND - 24"D
ACCESSORIES	2	REGULAR CANTILEVER - RIGHT HAND - 24"D

ADDITIONAL VIEWS



GENERAL NOTES

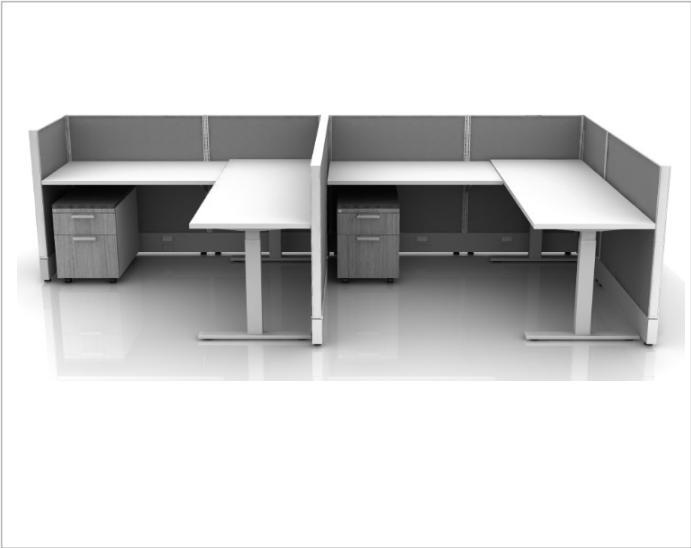
1. THE DESK COMPONENTS LISTED ABOVE SHALL BE USED AS A GUIDE IN PROVIDING THE APPROPRIATE SPECIFICATION, BUT SHOULD NOT BE USED AS THE FINAL BILL OF MATERIALS.
2. IT IS THE RESPONSIBILITY OF THE FURNITURE DEALER TO REVIEW THE OVERALL FURNITURE PLAN TO DETERMINE THE FINAL BILL OF MATERIALS NECESSARY FOR CONNECTIONS, SUPPORT, POWER, AND AESTHETIC.
3. IT IS THE RESPONSIBILITY OF THE DEALER TO DETERMINE THE ORIENTATION OF ALL DESKS AND TO SPECIFY ACCORDINGLY.
4. ALL WORKSTATIONS AND OFFICES TO BE KEYED DIFFERENT - CONFIRM OWNER DIRECTION.
5. APPROPRIATE WIRE MANAGEMENT TO BE PROVIDED AND COORDINATED FOR A CLEAN AESTHETIC.
6. THERE ARE SEVERAL CONDITIONS WITH THIS SIMILAR DESK BUT THE SIZES VARRY BASED ON CONDITIONS; IT IS THE RESPONSIBILITY OF THE FURNITURE DEALER TO REVIEW THE OVERALL PLAN FOR THESE VARIATIONS.

PRODUCT INFORMATION

FURNITURE CODE: WC-04

TOTAL QUANTITY: REFER FURNITURE QUANTITY SUMMARY


DESCRIPTION	WORKSTATION, SPINE 2 LH			
MANUFACTURER	AIS			
SERIES	DIVI, E-SERIES			
MODEL				
OPTIONS	42"H PANEL SYSTEM WITH FABRIC PANELS HEIGHT ADJUSTABLE MAIN DESK WITH T-LEG FIXED HEIGHT RETURN BOX/FILE MOBILE PEDISTAL WITH CUSHION TOP TWO DUPLEX OUTLETS (4 PLUGS) PER STATION			
DIMENSIONS	IN			
MAIN DESK	W 64"	D 23"	H 26.26" - 45.94"	
RETURN	W 42"	D 24"	H 29"	
PANELS			H 42"	
OVERALL	W 68"	D 139"	H 42"	
MOBILE PED	W 15"	D 24"	H 22"	



NOTES  
LOCATION IN OPEN OFFICES

MANUFACTURER CONTACT  
Sean Cronan m: 214.215.2712  
sean@cronanreps.com

FINISHES

	MANUFACTURER COMPONENT COLOR NOTES	AIS HPL LAMINATE LANDMARK WORKSURFACE		MANUFACTURER COMPONENT COLOR NOTES	AIS PAINT METALLIC SILVER HT ADJ TABLE BASE/ PULL
	MANUFACTURER COMPONENT COLOR NOTES	AIS PAINT CHALK PANEL TRIM, B/F CASE		MANUFACTURER PATTERN COLOR NOTES	AIS CAPE COD FALMOUTH PANEL FABRIC
	MANUFACTURER COMPONENT COLOR NOTES	AIS HPL LAMINATE LANDMARK STORAGE FRONT		MANUFACTURER COMPONENT COLOR NOTES	AIS 2mm EDGE CHALK EDGEBAND
	MANUFACTURER PATTERN COLOR NOTES	MOMENTUM GRID INDIGO STORAGE CUSHION TOP		MANUFACTURER COMPONENT STYLE NOTES	AIS PULL RECTANGULAR STORAGE PULL

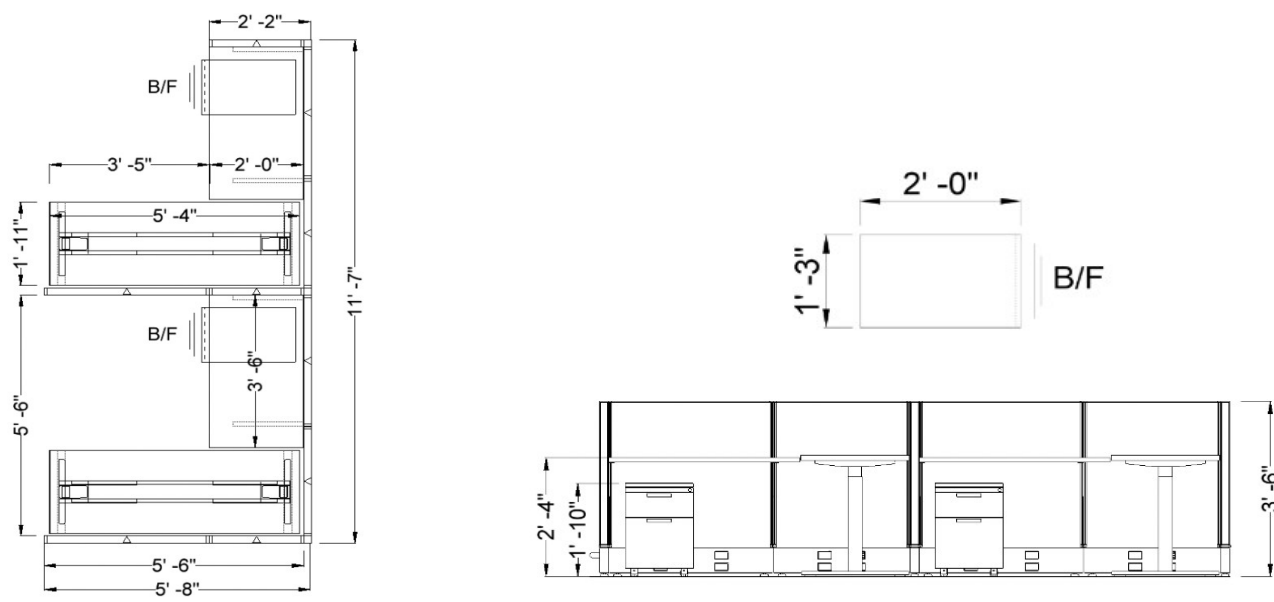
PRODUCT INFORMATION

FURNITURE CODE: WC-04

COMPONENTS

HEIGHT ADJ TABLE	2	TBL, REC, 2mm, HAL, E SERIES GLD 2 STAGE - 24"D X 66"W X 29"H
WORKSURFACE	2	RECTANGULAR - 2mm EDGE - 24" D X 42" W
STORAGE	2	MOBILE PEDISTAL - BOX/FILE WITH CUSHION TOP AND LAMINATE FRONT - 15"W X 24"D X 22"H
PANEL	1	LINEAR 3-WAY 90 DEGREE SHROUD
PANEL	2	LINEAR 2-WAY 90 DEGREE SHROUD
PANEL	1	DIVI LINEAR HARD SURF PERM/ MONO PANEL - POWER - 42"H X 24"W
PANEL	2	DIVI LINEAR HARD SURF PERM/ MONO PANEL - POWER - 42"H X 30"W
PANEL	2	DIVI LINEAR HARD SURF PERM/ MONO PANEL - POWER - 42"H X 36"W
PANEL	2	DIVI LINEAR HARD SURF PERM/ MONO PANEL - NO POWER - 42"H X 24"W
PANEL	2	DIVI LINEAR HARD SURF PERM/ MONO PANEL - NO POWER - 42"H X 42"W
PANEL	3	DIVI LINEAR BASE - END OF RUN SHROUD
ACCESSORIES	2	DUPLEX OUTLET - LINE 1 - WHITE
ACCESSORIES	2	DUPLEX OUTLET - LINE 2 - WHITE
ACCESSORIES	2	DUPLEX OUTLET - LINE 3 - WHITE
ACCESSORIES	2	DUPLEX OUTLET - LINE 4 DEDICATED - WHITE
ACCESSORIES	2	21" ELECTRICAL JUMPER (EXTENEDED PANEL TO PANEL)
ACCESSORIES	2	18" ELECTRICAL JUMPER (PANEL TO PANEL)
ACCESSORIES	1	LH RECEPTACLE MOUNTED BASE INFEED - 72"L - 8 WIRE/ 4 CIRCUIT
ACCESSORIES	2	REGULAR CANTILEVER - RIGHT HAND - 24"D
ACCESSORIES	2	REGULAR CANTILEVER - LEFT HAND - 24"D

ADDITIONAL VIEWS



GENERAL NOTES

1. THE DESK COMPONENTS LISTED ABOVE SHALL BE USED AS A GUIDE IN PROVIDING THE APPROPRIATE SPECIFICATION, BUT SHOULD NOT BE USED AS THE FINAL BILL OF MATERIALS.
2. IT IS THE RESPONSIBILITY OF THE FURNITURE DEALER TO REVIEW THE OVERALL FURNITURE PLAN TO DETERMINE THE FINAL BILL OF MATERIALS NECESSARY FOR CONNECTIONS, SUPPORT, POWER, AND AESTHETIC.
3. IT IS THE RESPONSIBILITY OF THE DEALER TO DETERMINE THE ORIENTATION OF ALL DESKS AND TO SPECIFY ACCORDINGLY.
4. ALL WORKSTATIONS AND OFFICES TO BE KEYED DIFFERENT - CONFIRM OWNER DIRECTION.
5. APPROPRIATE WIRE MANAGEMENT TO BE PROVIDED AND COORDINATED FOR A CLEAN AESTHETIC.
6. THERE ARE SEVERAL CONDITIONS WITH THIS SIMILAR DESK BUT THE SIZES VARRY BASED ON CONDITIONS; IT IS THE RESPONSIBILITY OF THE FURNITURE DEALER TO REVIEW THE OVERALL PLAN FOR THESE VARIATIONS.

PRODUCT INFORMATION

FURNITURE CODE: WC-05

TOTAL QUANTITY: REFER FURNITURE QUANTITY SUMMARY

DESCRIPTION	WORKSTATION, 4-PACK			
MANUFACTURER	AIS			
SERIES	DIVI, E-SERIES			
MODEL				
OPTIONS	42"H PANEL SYSTEM WITH FABRIC PANELS HEIGHT ADJUSTABLE MAIN DESK WITH T-LEG FIXED HEIGHT RETURN BOX/FILE MOBILE PEDISTAL WITH CUSHION TOP TWO DUPLEX OUTLETS (4 PLUGS) PER STATION			
DIMENSIONS	IN			
MAIN DESK	W 64"	D 23"	H 26.26" - 45.94"	
RETURN	W 42"	D 24"	H 29"	
PANELS			H 42"	
OVERALL	W 135"	D 139"	H 42"	
MOBILE PED	W 15"	D 24"	H 22"	



NOTES  
LOCATION IN OPEN OFFICES

MANUFACTURER CONTACT  
Sean Cronan m: 214.215.2712  
sean@cronanreps.com

FINISHES

	MANUFACTURER COMPONENT COLOR NOTES	AIS HPL LAMINATE LANDMARK WORKSURFACE		MANUFACTURER COMPONENT COLOR NOTES	AIS PAINT METALLIC SILVER HT ADJ TABLE BASE/ PULL
	MANUFACTURER COMPONENT COLOR NOTES	AIS PAINT CHALK PANEL TRIM, B/F CASE		MANUFACTURER PATTERN COLOR NOTES	AIS CAPE COD FALMOUTH PANEL FABRIC
	MANUFACTURER COMPONENT COLOR NOTES	AIS HPL LAMINATE LANDMARK STORAGE FRONT		MANUFACTURER COMPONENT COLOR NOTES	AIS 2mm EDGE CHALK EDGBAND
	MANUFACTURER PATTERN COLOR NOTES	MOMENTUM GRID INDIGO STORAGE CUSHION TOP		MANUFACTURER COMPONENT STYLE NOTES	AIS PULL RECTANGULAR STORAGE PULL

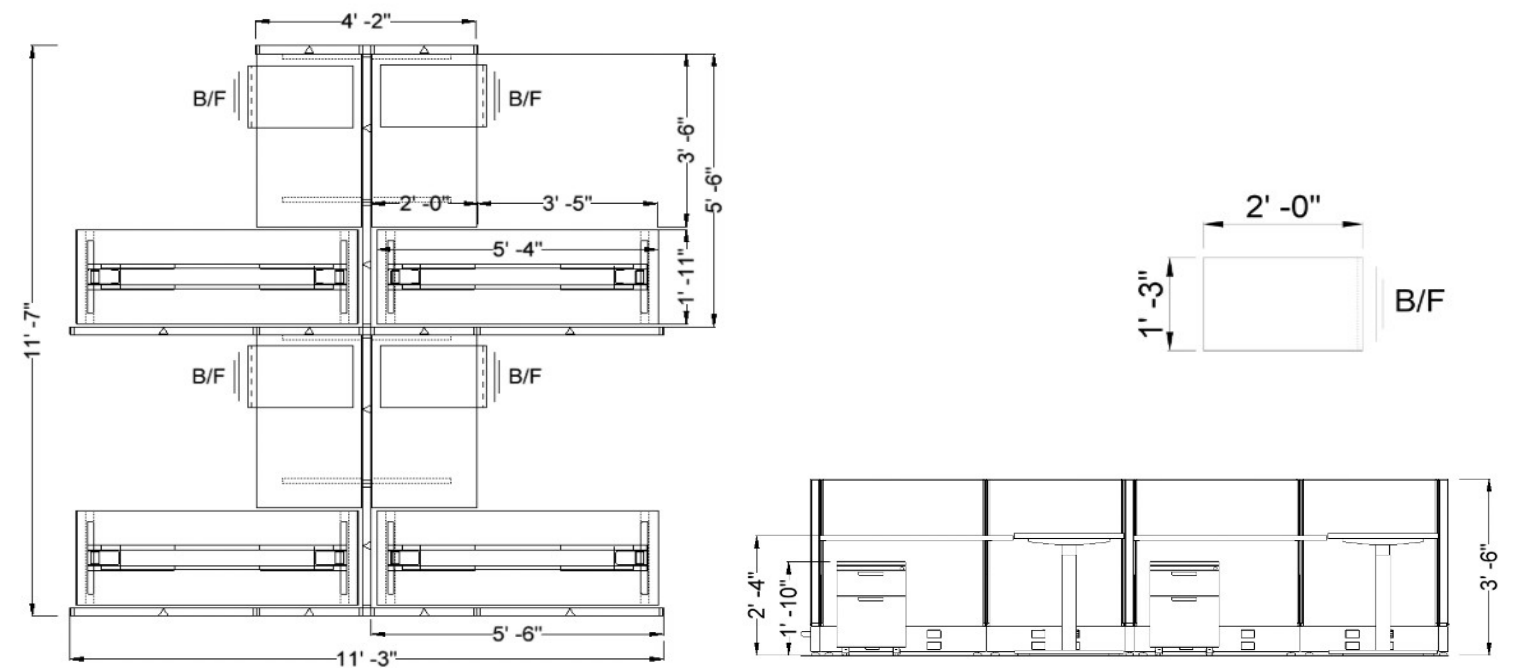
PRODUCT INFORMATION

FURNITURE CODE: WC-05

COMPONENTS

HEIGHT ADJ TABLE	4	TBL, REC, 2mm, HAL, E SERIES GLD 2 STAGE - 24"D X 66"W X 29"H
WORKSURFACE	4	RECTANGULAR - 2mm EDGE - 24" D X 42" W
STORAGE	4	MOBILE PEDISTAL - BOX/FILE WITH CUSHION TOP AND LAMINATE FRONT - 15"W X 24"D X 22"H
PANEL	2	LINEAR 3-WAY 90 DEGREE SHROUD
PANEL	1	DIVI LINEAR HARD SURF PERM/ MONO PANEL - POWER - 42"H X 24"W
PANEL	2	DIVI LINEAR HARD SURF PERM/ MONO PANEL - POWER - 42"H X 30"W
PANEL	2	DIVI LINEAR HARD SURF PERM/ MONO PANEL - POWER - 42"H X 36"W
PANEL	5	DIVI LINEAR HARD SURF PERM/ MONO PANEL - NO POWER - 42"H X 24"W
PANEL	4	DIVI LINEAR HARD SURF PERM/ MONO PANEL - NO POWER - 42"H X 42"W
PANEL	6	DIVI LINEAR BASE - END OF RUN SHROUD
ACCESSORIES	2	DUPLEX OUTLET - LINE 1 - WHITE
ACCESSORIES	2	DUPLEX OUTLET - LINE 2 - WHITE
ACCESSORIES	2	DUPLEX OUTLET - LINE 3 - WHITE
ACCESSORIES	2	DUPLEX OUTLET - LINE 4 DEDICATED - WHITE
ACCESSORIES	2	21" ELECTRICAL JUMPER (EXTENEDED PANEL TO PANEL)
ACCESSORIES	2	18" ELECTRICAL JUMPER (PANEL TO PANEL)
ACCESSORIES	1	LH RECEPTACLE MOUNTED BASE INFEED - 72"L - 8 WIRE/ 4CIRCUIT
ACCESSORIES	4	REGULAR CANTILEVER - RIGHT HAND - 24"D
ACCESSORIES	4	REGULAR CANTILEVER - LEFT HAND - 24"D

ADDITIONAL VIEWS



GENERAL NOTES

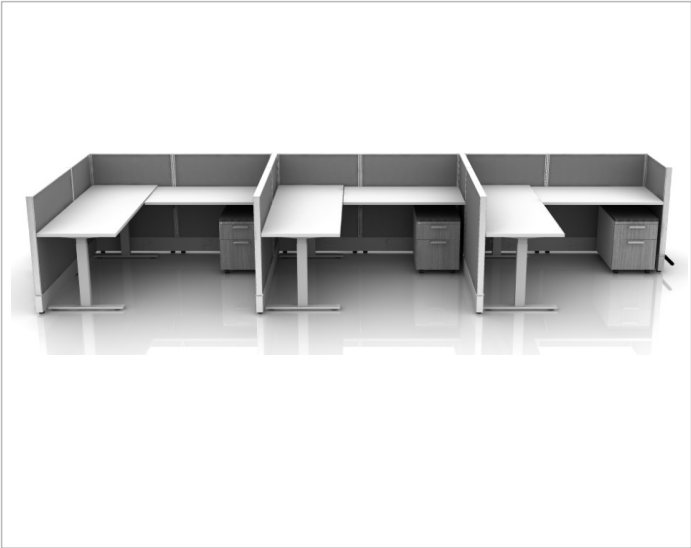
1. THE DESK COMPONENTS LISTED ABOVE SHALL BE USED AS A GUIDE IN PROVIDING THE APPROPRIATE SPECIFICATION, BUT SHOULD NOT BE USED AS THE FINAL BILL OF MATERIALS.
2. IT IS THE RESPONSIBILITY OF THE FURNITURE DEALER TO REVIEW THE OVERALL FURNITURE PLAN TO DETERMINE THE FINAL BILL OF MATERIALS NECESSARY FOR CONNECTIONS, SUPPORT, POWER, AND AESTHETIC.
3. IT IS THE RESPONSIBILITY OF THE DEALER TO DETERMINE THE ORIENTATION OF ALL DESKS AND TO SPECIFY ACCORDINGLY.
4. ALL WORKSTATIONS AND OFFICES TO BE KEYED DIFFERENT - CONFIRM OWNER DIRECTION.
5. APPROPRIATE WIRE MANAGEMENT TO BE PROVIDED AND COORDINATED FOR A CLEAN AESTHETIC.
6. THERE ARE SEVERAL CONDITIONS WITH THIS SIMILAR DESK BUT THE SIZES VARRY BASED ON CONDITIONS; IT IS THE RESPONSIBILITY OF THE FURNITURE DEALER TO REVIEW THE OVERALL PLAN FOR THESE VARIATIONS.

PRODUCT INFORMATION

FURNITURE CODE: WC-06

TOTAL QUANTITY: REFER FURNITURE QUANTITY SUMMARY




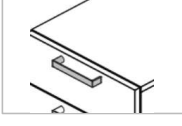
DESCRIPTION	WORKSTATION, SPINE 3 RH			
MANUFACTURER	AIS			
SERIES	DIVI, E-SERIES			
MODEL				
OPTIONS	42"H PANEL SYSTEM WITH FABRIC PANELS HEIGHT ADJUSTABLE MAIN DESK WITH T-LEG FIXED HEIGHT RETURN BOX/FILE MOBILE PEDISTAL WITH CUSHION TOP TWO DUPLEX OUTLETS (4 PLUGS) PER STATION			
DIMENSIONS	IN			
MAIN DESK	W 64"	D 23"	H 26.26" - 45.94"	
RETURN	W 42"	D 24"	H 29"	
PANELS			H 42"	
OVERALL	W 68"	D 207"	H 42"	
MOBILE PED	W 15"	D 24"	H 22"	



NOTES  
LOCATION IN OPEN OFFICES

MANUFACTURER CONTACT  
Sean Cronan m: 214.215.2712  
sean@cronanreps.com

FINISHES

	MANUFACTURER COMPONENT COLOR NOTES	AIS HPL LAMINATE LANDMARK WORKSURFACE		MANUFACTURER COMPONENT COLOR NOTES	AIS PAINT METALLIC SILVER HT ADJ TABLE BASE/ PULL
	MANUFACTURER COMPONENT COLOR NOTES	AIS PAINT CHALK PANEL TRIM, B/F CASE		MANUFACTURER PATTERN COLOR NOTES	AIS CAPE COD FALMOUTH PANEL FABRIC
	MANUFACTURER COMPONENT COLOR NOTES	AIS HPL LAMINATE LANDMARK STORAGE FRONT		MANUFACTURER COMPONENT COLOR NOTES	AIS 2mm EDGE CHAULK EDGEBAND
	MANUFACTURER PATTERN COLOR NOTES	MOMENTUM GRID INDIGO STORAGE CUSHION TOP		MANUFACTURER COMPONENT STYLE NOTES	AIS PULL RECTANGULAR STORAGE PULL

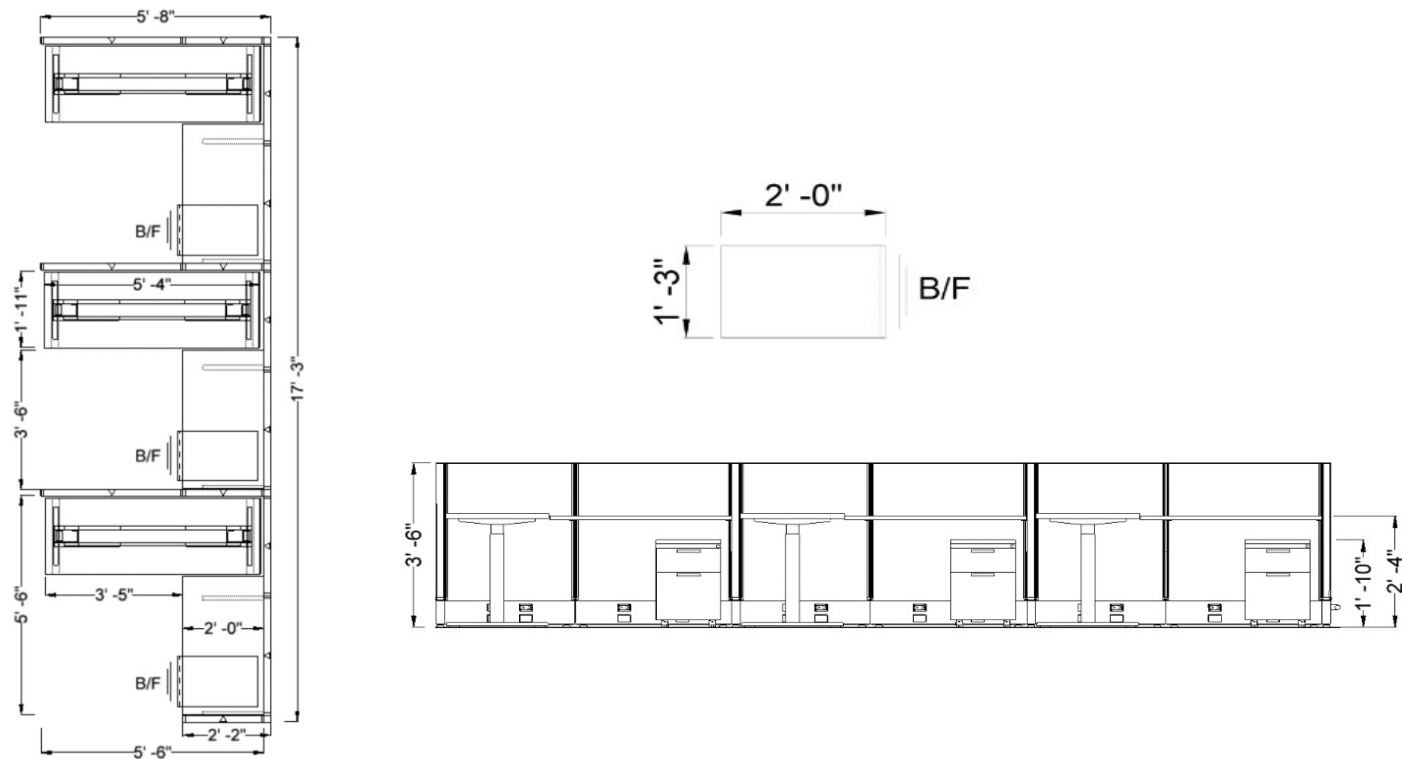
PRODUCT INFORMATION

FURNITURE CODE: WC-06

COMPONENTS

HEIGHT ADJ TABLE	3	TBL, REC, 2mm, HAL, E SERIES GLD 2 STAGE - 24"D X 66"W X 29"H
WORKSURFACE	3	RECTANGULAR - 2mm EDGE - 24" D X 42" W
STORAGE	3	MOBILE PEDISTAL - BOX/FILE WITH CUSHION TOP AND LAMINATE FRONT - 15"W X 24"D X 22"H
PANEL	2	LINEAR 3-WAY 90 DEGREE SHROUD
PANEL	2	LINEAR 2-WAY 90 DEGREE SHROUD
PANEL	1	DIVI LINEAR HARD SURF PERM/ MONO PANEL - POWER - 42"H X 24"W
PANEL	3	DIVI LINEAR HARD SURF PERM/ MONO PANEL - POWER - 42"H X 30"W
PANEL	3	DIVI LINEAR HARD SURF PERM/ MONO PANEL - POWER - 42"H X 36"W
PANEL	3	DIVI LINEAR HARD SURF PERM/ MONO PANEL - NO POWER - 42"H X 24"W
PANEL	3	DIVI LINEAR HARD SURF PERM/ MONO PANEL - NO POWER - 42"H X 42"W
PANEL	4	DIVI LINEAR BASE - END OF RUN SHROUD
ACCESSORIES	3	DUPLEX OUTLET - LINE 1 - WHITE
ACCESSORIES	3	DUPLEX OUTLET - LINE 2 - WHITE
ACCESSORIES	3	DUPLEX OUTLET - LINE 3 - WHITE
ACCESSORIES	3	DUPLEX OUTLET - LINE 4 DEDICATED - WHITE
ACCESSORIES	3	21" ELECTRICAL JUMPER (EXTENEDED PANEL TO PANEL)
ACCESSORIES	3	18" ELECTRICAL JUMPER (PANEL TO PANEL)
ACCESSORIES	1	LH RECEPTACLE MOUNTED BASE INFEED - 72"L - 8 WIRE/ 4CIRCUIT
ACCESSORIES	3	REGULAR CANTILEVER - RIGHT HAND - 24"D
ACCESSORIES	3	REGULAR CANTILEVER - LEFT HAND - 24"D

ADDITIONAL VIEWS



GENERAL NOTES


1. THE DESK COMPONENTS LISTED ABOVE SHALL BE USED AS A GUIDE IN PROVIDING THE APPROPRIATE SPECIFICATION, BUT SHOULD NOT BE USED AS THE FINAL BILL OF MATERIALS.
2. IT IS THE RESPONSIBILITY OF THE FURNITURE DEALER TO REVIEW THE OVERALL FURNITURE PLAN TO DETERMINE THE FINAL BILL OF MATERIALS NECESSARY FOR CONNECTIONS, SUPPORT, POWER, AND AESTHETIC.
3. IT IS THE RESPONSIBILITY OF THE DEALER TO DETERMINE THE ORIENTATION OF ALL DESKS AND TO SPECIFY ACCORDINGLY.
4. ALL WORKSTATIONS AND OFFICES TO BE KEYED DIFFERENT - CONFIRM OWNER DIRECTION.
5. APPROPRIATE WIRE MANAGEMENT TO BE PROVIDED AND COORDINATED FOR A CLEAN AESTHETIC.
6. THERE ARE SEVERAL CONDITIONS WITH THIS SIMILAR DESK BUT THE SIZES VARRY BASED ON CONDITIONS; IT IS THE RESPONSIBILITY OF THE FURNITURE DEALER TO REVIEW THE OVERALL PLAN FOR THESE VARIATIONS.

PRODUCT INFORMATION

FURNITURE CODE: WC-07

TOTAL QUANTITY: REFER FURNITURE QUANTITY SUMMARY



DESCRIPTION	WORKSTATION, SPINE 3 LH			
MANUFACTURER	AIS			
SERIES	DIVI, E-SERIES			
MODEL				
OPTIONS	42"H PANEL SYSTEM WITH FABRIC PANELS HEIGHT ADJUSTABLE MAIN DESK WITH T-LEG FIXED HEIGHT RETURN BOX/FILE MOBILE PEDISTAL WITH CUSHION TOP TWO DUPLEX OUTLETS (4 PLUGS) PER STATION			
DIMENSIONS	IN			
MAIN DESK	W 64"	D 23"	H 26.26" - 45.94"	
RETURN	W 42"	D 24"	H 29"	
PANELS			H 42"	
OVERALL	W 68"	D 207"	H 42"	
MOBILE PED	W 15"	D 24"	H 22"	



NOTES  
LOCATION IN OPEN OFFICES

MANUFACTURER CONTACT  
Sean Cronan m: 214.215.2712  
sean@cronanreps.com

FINISHES

	MANUFACTURER COMPONENT COLOR NOTES	AIS HPL LAMINATE LANDMARK WORKSURFACE		MANUFACTURER COMPONENT COLOR NOTES	AIS PAINT METALLIC SILVER HT ADJ TABLE BASE/ PULL
	MANUFACTURER COMPONENT COLOR NOTES	AIS PAINT CHALK PANEL TRIM, B/F CASE		MANUFACTURER PATTERN COLOR NOTES	AIS CAPE COD FALMOUTH PANEL FABRIC
	MANUFACTURER COMPONENT COLOR NOTES	AIS HPL LAMINATE LANDMARK STORAGE FRONT		MANUFACTURER COMPONENT COLOR NOTES	AIS 2mm EDGE CHALK EDGEBAND
	MANUFACTURER PATTERN COLOR NOTES	MOMENTUM GRID INDIGO STORAGE CUSHION TOP		MANUFACTURER COMPONENT STYLE NOTES	AIS PULL RECTANGULAR STORAGE PULL

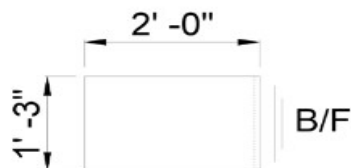
PRODUCT INFORMATION

FURNITURE CODE: WC-07

COMPONENTS

HEIGHT ADJ TABLE	3	TBL, REC, 2mm, HAL, E SERIES GLD 2 STAGE - 24"D X 66"W X 29"H
WORKSURFACE	3	RECTANGULAR - 2mm EDGE - 24" D X 42" W
STORAGE	3	MOBILE PEDISTAL - BOX/FILE WITH CUSHION TOP AND LAMINATE FRONT - 15"W X 24"D X 22"H
PANEL	2	LINEAR 3-WAY 90 DEGREE SHROUD
PANEL	2	LINEAR 2-WAY 90 DEGREE SHROUD
PANEL	1	DIVI LINEAR HARD SURF PERM/ MONO PANEL - POWER - 42"H X 24"W
PANEL	3	DIVI LINEAR HARD SURF PERM/ MONO PANEL - POWER - 42"H X 30"W
PANEL	3	DIVI LINEAR HARD SURF PERM/ MONO PANEL - POWER - 42"H X 36"W
PANEL	3	DIVI LINEAR HARD SURF PERM/ MONO PANEL - NO POWER - 42"H X 24"W
PANEL	3	DIVI LINEAR HARD SURF PERM/ MONO PANEL - NO POWER - 42"H X 42"W
PANEL	4	DIVI LINEAR BASE - END OF RUN SHROUD
ACCESSORIES	3	DUPLEX OUTLET - LINE 1 - WHITE
ACCESSORIES	3	DUPLEX OUTLET - LINE 2 - WHITE
ACCESSORIES	3	DUPLEX OUTLET - LINE 3 - WHITE
ACCESSORIES	3	DUPLEX OUTLET - LINE 4 DEDICATED - WHITE
ACCESSORIES	3	21" ELECTRICAL JUMPER (EXTENEDED PANEL TO PANEL)
ACCESSORIES	3	18" ELECTRICAL JUMPER (PANEL TO PANEL)
ACCESSORIES	1	LH RECEPTACLE MOUNTED BASE INFEED - 72"L - 8 WIRE/ 4 CIRCUIT
ACCESSORIES	3	REGULAR CANTILEVER - RIGHT HAND - 24"D
ACCESSORIES	3	REGULAR CANTILEVER - LEFT HAND - 24"D

## FURNITURE CODE: WC-07




1. THE DESK COMPONENTS LISTED ABOVE SHALL BE USED AS A GUIDE IN PROVIDING THE APPROPRIATE SPECIFICATION, BUT SHOULD NOT BE USED AS THE FINAL BILL OF MATERIALS.
2. IT IS THE RESPONSIBILITY OF THE FURNITURE DEALER TO REVIEW THE OVERALL FURNITURE PLAN TO DETERMINE THE FINAL BILL OF MATERIALS NECESSARY FOR CONNECTIONS, SUPPORT, POWER, AND AESTHETIC.
3. IT IS THE RESPONSIBILITY OF THE DEALER TO DETERMINE THE ORIENTATION OF ALL DESKS AND TO SPECIFY ACCORDINGLY.
4. ALL WORKSTATIONS AND OFFICES TO BE KEYED DIFFERENT - CONFIRM OWNER DIRECTION.
5. APPROPRIATE WIRE MANAGEMENT TO BE PROVIDED AND COORDINATED FOR A CLEAN AESTHETIC.
6. THERE ARE SEVERAL CONDITIONS WITH THIS SIMILAR DESK BUT THE SIZES VARRY BASED ON CONDITIONS; IT IS THE RESPONSIBILITY OF THE FURNITURE DEALER TO REVIEW THE OVERALL PLAN FOR THESE VARIATIONS.

PRODUCT INFORMATION

FURNITURE CODE: WC-08

DESCRIPTION	WORKSTATION, 6-PACK			
MANUFACTURER	AIS			
SERIES	DIVI, E-SERIES			
MODEL				
OPTIONS	42"H PANEL SYSTEM WITH FABRIC PANELS HEIGHT ADJUSTABLE MAIN DESK WITH T-LEG FIXED HEIGHT RETURN BOX/FILE MOBILE PEDISTAL WITH CUSHION TOP TWO DUPLEX OUTLETS (4 PLUGS) PER STATION			
DIMENSIONS	IN			
MAIN DESK	W 64"	D 23"	H 26.26" - 45.94"	
RETURN	W 42"	D 24"	H 29"	
PANELS			H 42"	
OVERALL	W 135"	D 207"	H 42"	
MOBILE PED	W 15"	D 24"	H 22"	





TOTAL QUANTITY: REFER FURNITURE QUANTITY SUMMARY

NOTES  
LOCATION IN OPEN OFFICES

MANUFACTURER CONTACT  
Sean Cronan m: 214.215.2712  
sean@cronanreps.com

FINISHES

	MANUFACTURER COMPONENT COLOR NOTES	AIS HPL LAMINATE LANDMARK WORKSURFACE		MANUFACTURER COMPONENT COLOR NOTES	AIS PAINT METALLIC SILVER HT ADJ TABLE BASE/ PULL
	MANUFACTURER COMPONENT COLOR NOTES	AIS PAINT CHALK PANEL TRIM, B/F CASE		MANUFACTURER PATTERN COLOR NOTES	AIS CAPE COD FALMOUTH PANEL FABRIC
	MANUFACTURER COMPONENT COLOR NOTES	AIS HPL LAMINATE LANDMARK STORAGE FRONT		MANUFACTURER COMPONENT COLOR NOTES	AIS 2mm EDGE CHAULK EDGEBAND
	MANUFACTURER PATTERN COLOR NOTES	MOMENTUM GRID INDIGO STORAGE CUSHION TOP		MANUFACTURER COMPONENT STYLE NOTES	AIS PULL RECTANGULAR STORAGE PULL

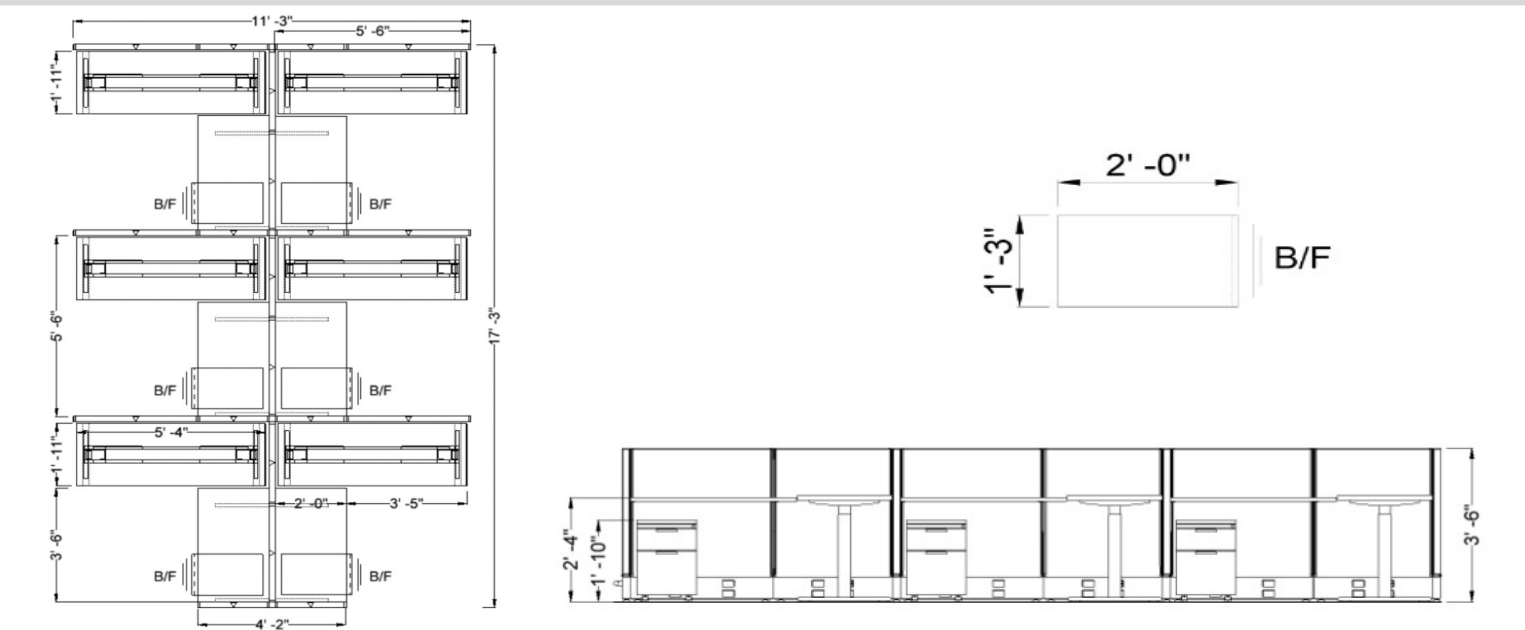
PRODUCT INFORMATION

FURNITURE CODE: WC-08

COMPONENTS

HEIGHT ADJ TABLE	6	TBL, REC, 2mm, HAL, E SERIES GLD 2 STAGE - 24"D X 66"W X 29"H
WORKSURFACE	6	RECTANGULAR - 2mm EDGE - 24" D X 42" W
STORAGE	6	MOBILE PEDISTAL - BOX/FILE WITH CUSHION TOP AND LAMINATE FRONT - 15"W X 24"D X 22"H
PANEL	2	LINEAR 3-WAY 90 DEGREE SHROUD
PANEL	1	DIVI LINEAR HARD SURF PERM/ MONO PANEL - POWER - 42"H X 24"W
PANEL	3	DIVI LINEAR HARD SURF PERM/ MONO PANEL - POWER - 42"H X 30"W
PANEL	3	DIVI LINEAR HARD SURF PERM/ MONO PANEL - POWER - 42"H X 36"W
PANEL	7	DIVI LINEAR HARD SURF PERM/ MONO PANEL - NO POWER - 42"H X 24"W
PANEL	6	DIVI LINEAR HARD SURF PERM/ MONO PANEL - NO POWER - 42"H X 42"W
PANEL	8	DIVI LINEAR BASE - END OF RUN SHROUD
ACCESSORIES	3	DUPLEX OUTLET - LINE 1 - WHITE
ACCESSORIES	3	DUPLEX OUTLET - LINE 2 - WHITE
ACCESSORIES	3	DUPLEX OUTLET - LINE 3 - WHITE
ACCESSORIES	3	DUPLEX OUTLET - LINE 4 DEDICATED - WHITE
ACCESSORIES	3	21" ELECTRICAL JUMPER (EXTENEDED PANEL TO PANEL)
ACCESSORIES	3	18" ELECTRICAL JUMPER (PANEL TO PANEL)
ACCESSORIES	1	LH RECEPTACLE MOUNTED BASE INFEED - 72"L - 8 WIRE/ 4 CIRCUIT
ACCESSORIES	6	REGULAR CANTILEVER - RIGHT HAND - 24"D
ACCESSORIES	6	REGULAR CANTILEVER - LEFT HAND - 24"D

ADDITIONAL VIEWS



GENERAL NOTES

1. THE DESK COMPONENTS LISTED ABOVE SHALL BE USED AS A GUIDE IN PROVIDING THE APPROPRIATE SPECIFICATION, BUT SHOULD NOT BE USED AS THE FINAL BILL OF MATERIALS.
2. IT IS THE RESPONSIBILITY OF THE FURNITURE DEALER TO REVIEW THE OVERALL FURNITURE PLAN TO DETERMINE THE FINAL BILL OF MATERIALS NECESSARY FOR CONNECTIONS, SUPPORT, POWER, AND AESTHETIC.
3. IT IS THE RESPONSIBILITY OF THE DEALER TO DETERMINE THE ORIENTATION OF ALL DESKS AND TO SPECIFY ACCORDINGLY.
4. ALL WORKSTATIONS AND OFFICES TO BE KEYED DIFFERENT - CONFIRM OWNER DIRECTION.
5. APPROPRIATE WIRE MANAGEMENT TO BE PROVIDED AND COORDINATED FOR A CLEAN AESTHETIC.
6. THERE ARE SEVERAL CONDITIONS WITH THIS SIMILAR DESK BUT THE SIZES VARRY BASED ON CONDITIONS; IT IS THE RESPONSIBILITY OF THE FURNITURE DEALER TO REVIEW THE OVERALL PLAN FOR THESE VARIATIONS.

PRODUCT INFORMATION

FURNITURE CODE: WC-09

TOTAL QUANTITY: REFER FURNITURE QUANTITY SUMMARY

DESCRIPTION	WORKSTATION, MODIFIED 4-PACK			
MANUFACTURER	AIS			
SERIES	DIVI, E-SERIES			
MODEL				
OPTIONS	42"H PANEL SYSTEM WITH FABRIC PANELS HEIGHT ADJUSTABLE MAIN DESK WITH T-LEG FIXED HEIGHT RETURN BOX/FILE MOBILE PEDISTAL WITH CUSHION TOP TWO DUPLEX OUTLETS (4 PLUGS) PER STATION			
DIMENSIONS	IN			
MAIN DESK	W 64"	D 23"	H 26.26" - 45.94"	
RETURN	W 42"	D 24"	H 29"	
PANEL			H 42"	
OVERALL	W 135"	D 207"	H 42"	
MOBILE PED	W 15"	D 24"	H 22"	



NOTES  
LOCATION IN OPEN OFFICES

MANUFACTURER CONTACT  
Sean Cronan m: 214.215.2712  
sean@cronanreps.com

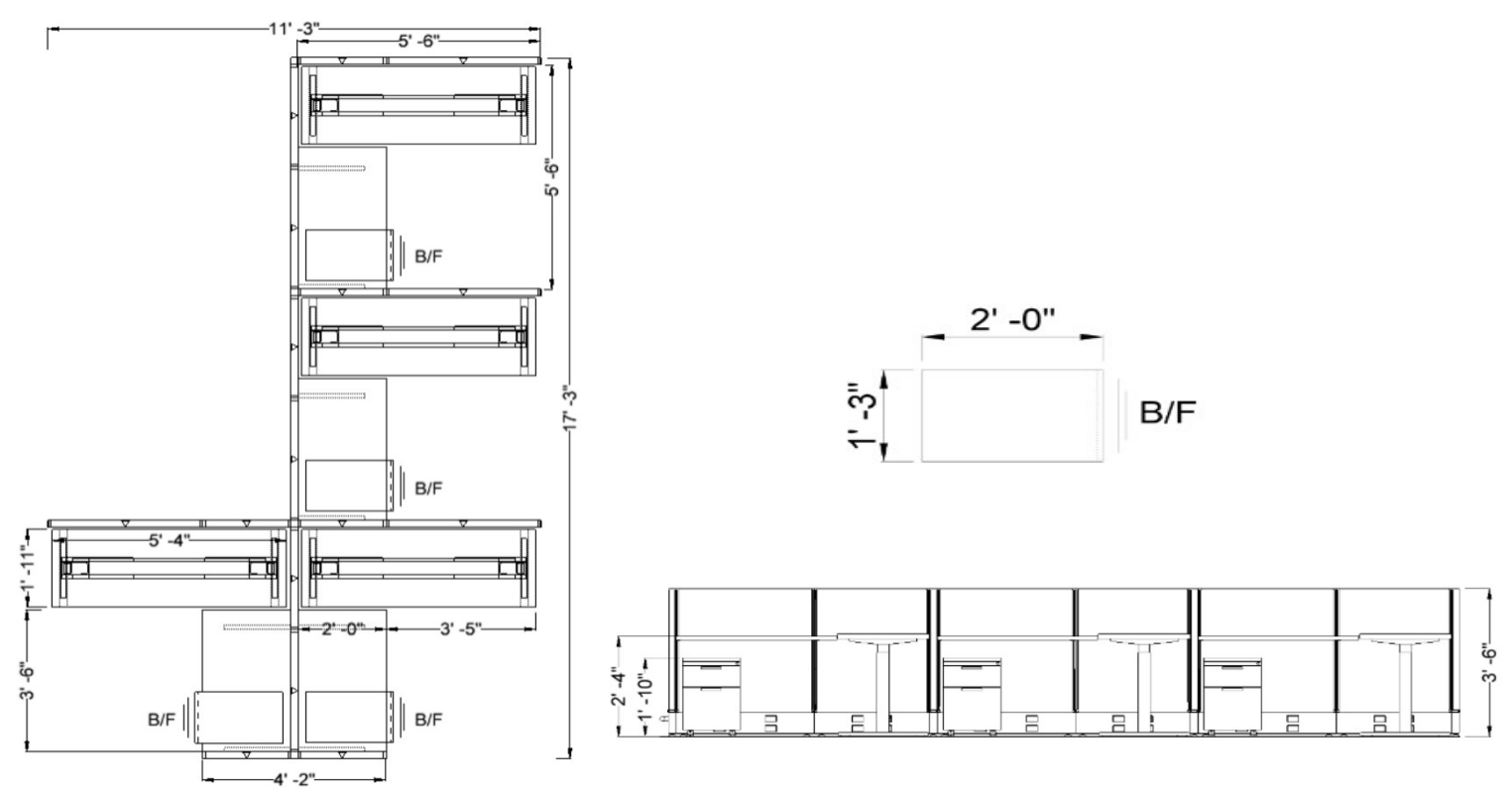
FINISHES

	MANUFACTURER COMPONENT COLOR NOTES	AIS HPL LAMINATE LANDMARK WORKSURFACE		MANUFACTURER COMPONENT COLOR NOTES	AIS PAINT METALLIC SILVER HT ADJ TABLE BASE/ PULL
	MANUFACTURER COMPONENT COLOR NOTES	AIS PAINT CHALK PANEL TRIM, B/F CASE		MANUFACTURER PATTERN COLOR NOTES	AIS CAPE COD FALMOUTH PANEL FABRIC
	MANUFACTURER COMPONENT COLOR NOTES	AIS HPL LAMINATE LANDMARK STORAGE FRONT		MANUFACTURER COMPONENT COLOR NOTES	AIS 2mm EDGE CHALK EDGBAND
	MANUFACTURER PATTERN COLOR NOTES	MOMENTUM GRID INDIGO STORAGE CUSHION TOP		MANUFACTURER COMPONENT STYLE NOTES	AIS PULL RECTANGULAR STORAGE PULL

COMPONENTS

HEIGHT ADJ TABLE	4	TBL, REC, 2mm, HAL, E SERIES GLD 2 STAGE - 24"D X 66"W X 29"H
WORKSURFACE	4	RECTANGULAR - 2mm EDGE - 24" D X 42" W
STORAGE	4	MOBILE PEDISTAL - BOX/FILE WITH CUSHION TOP AND LAMINATE FRONT - 15"W X 24"D X 22"H
PANEL	2	LINEAR 3-WAY 90 DEGREE SHROUD
PANEL	1	LINEAR 2-WAY 90 DEGREE SHROUD
PANEL	1	DIVI LINEAR HARD SURF PERM/ MONO PANEL - POWER - 42"H X 24"W
PANEL	1	DIVI LINEAR HARD SURF PERM/ MONO PANEL - POWER - 42"H X 30"W
PANEL	3	DIVI LINEAR HARD SURF PERM/ MONO PANEL - POWER - 42"H X 36"W
PANEL	5	DIVI LINEAR HARD SURF PERM/ MONO PANEL - NO POWER - 42"H X 24"W
PANEL	4	DIVI LINEAR HARD SURF PERM/ MONO PANEL - NO POWER - 42"H X 42"W
PANEL	6	DIVI LINEAR BASE - END OF RUN SHROUD
ACCESSORIES	2	DUPLEX OUTLET - LINE 1 - WHITE
ACCESSORIES	2	DUPLEX OUTLET - LINE 2 - WHITE
ACCESSORIES	2	DUPLEX OUTLET - LINE 3 - WHITE
ACCESSORIES	2	DUPLEX OUTLET - LINE 4 DEDICATED - WHITE
ACCESSORIES	3	21" ELECTRICAL JUMPER (EXTENEDED PANEL TO PANEL)
ACCESSORIES	3	18" ELECTRICAL JUMPER (PANEL TO PANEL)
ACCESSORIES	1	LH RECEPTACLE MOUNTED BASE INFEED - 72"L - 8 WIRE/ 4 CIRCUIT
ACCESSORIES	3	REGULAR CANTILEVER - RIGHT HAND - 24"D
ACCESSORIES	5	REGULAR CANTILEVER - LEFT HAND - 24"D

ADDITIONAL VIEWS



PRODUCT INFORMATION

FURNITURE CODE: WC-09

GENERAL NOTES


1. THE DESK COMPONENTS LISTED ABOVE SHALL BE USED AS A GUIDE IN PROVIDING THE APPROPRIATE SPECIFICATION, BUT SHOULD NOT BE USED AS THE FINAL BILL OF MATERIALS.
2. IT IS THE RESPONSIBILITY OF THE FURNITURE DEALER TO REVIEW THE OVERALL FURNITURE PLAN TO DETERMINE THE FINAL BILL OF MATERIALS NECESSARY FOR CONNECTIONS, SUPPORT, POWER, AND AESTHETIC.
3. IT IS THE RESPONSIBILITY OF THE DEALER TO DETERMINE THE ORIENTATION OF ALL DESKS AND TO SPECIFY ACCORDINGLY.
4. ALL WORKSTATIONS AND OFFICES TO BE KEYED DIFFERENT - CONFIRM OWNER DIRECTION.
5. APPROPRIATE WIRE MANAGEMENT TO BE PROVIDED AND COORDINATED FOR A CLEAN AESTHETIC.
6. THERE ARE SEVERAL CONDITIONS WITH THIS SIMILAR DESK BUT THE SIZES VARRY BASED ON CONDITIONS; IT IS THE RESPONSIBILITY OF THE FURNITURE DEALER TO REVIEW THE OVERALL PLAN FOR THESE VARIATIONS.

PRODUCT INFORMATION

FURNITURE CODE: WC-10

TOTAL QUANTITY: REFER FURNITURE QUANTITY SUMMARY

DESCRIPTION	WORKSTATION, MODIFIED 5-PACK			
MANUFACTURER	AIS			
SERIES	DIVI, E-SERIES			
MODEL				
OPTIONS	42"H PANEL SYSTEM WITH FABRIC PANELS HEIGHT ADJUSTABLE MAIN DESK WITH T-LEG FIXED HEIGHT RETURN BOX/FILE MOBILE PEDISTAL WITH CUSHION TOP TWO DUPLEX OUTLETS (4 PLUGS) PER STATION			
DIMENSIONS	IN			
MAIN DESK	W 64"	D 23"	H 26.26" - 45.94"	
RETURN	W 42"	D 24"	H 29"	
PANEL			H 42"	
OVERALL	W 135"	D 207"	H 42"	
MOBILE PED	W 15"	D 24"	H 22"	



NOTES  
LOCATION IN OPEN OFFICES

MANUFACTURER CONTACT  
Sean Cronan m: 214.215.2712  
sean@cronanreps.com

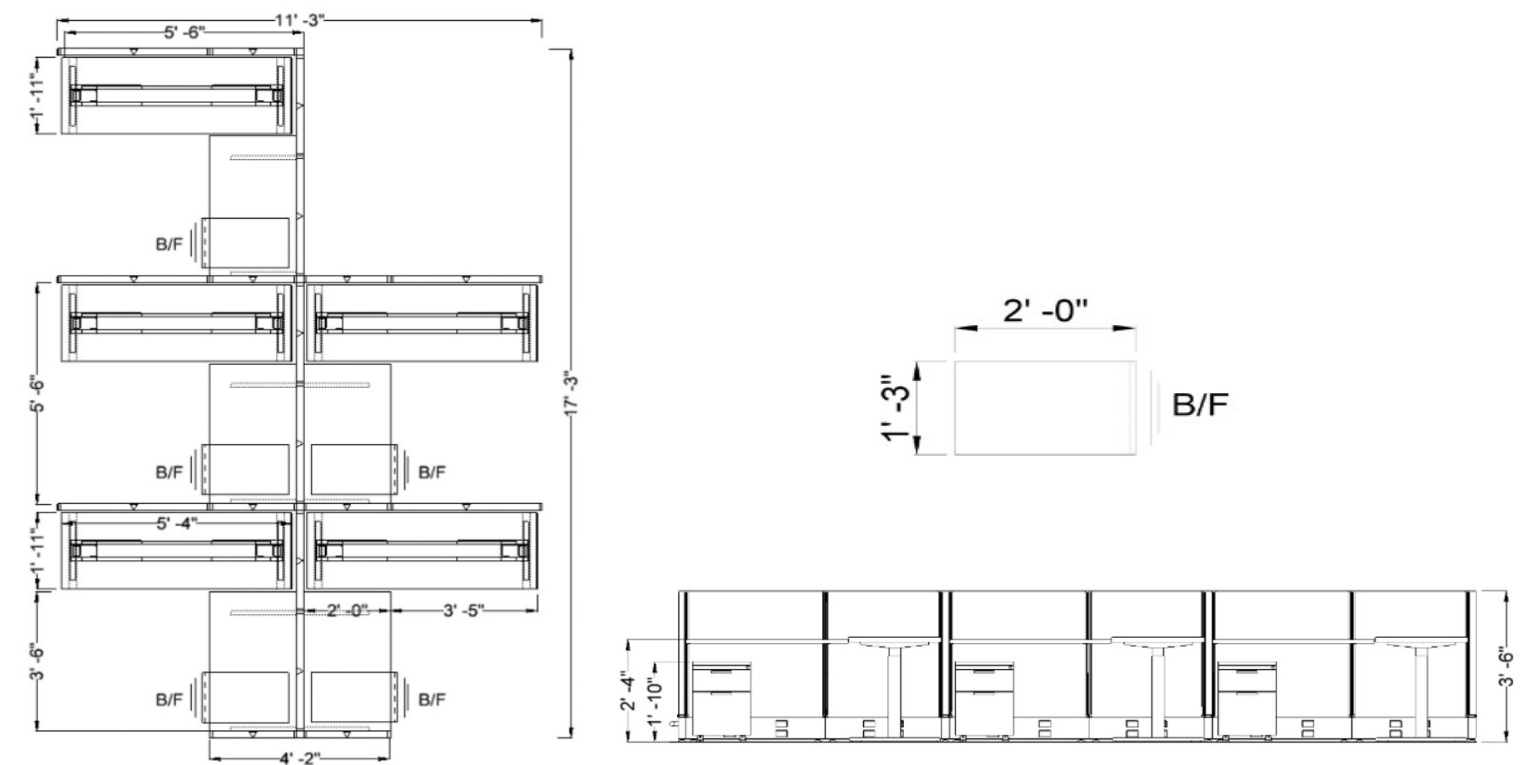
FINISHES

	MANUFACTURER COMPONENT COLOR NOTES	AIS HPL LAMINATE LANDMARK WORKSURFACE		MANUFACTURER COMPONENT COLOR NOTES	AIS PAINT METALLIC SILVER HT ADJ TABLE BASE/ PULL
	MANUFACTURER COMPONENT COLOR NOTES	AIS PAINT CHALK PANEL TRIM, B/F CASE		MANUFACTURER PATTERN COLOR NOTES	AIS CAPE COD FALMOUTH PANEL FABRIC
	MANUFACTURER COMPONENT COLOR NOTES	AIS HPL LAMINATE LANDMARK STORAGE FRONT		MANUFACTURER COMPONENT COLOR NOTES	AIS 2mm EDGE CHALK EDGEBAND
	MANUFACTURER PATTERN COLOR NOTES	MOMENTUM GRID INDIGO STORAGE CUSHION TOP		MANUFACTURER COMPONENT STYLE NOTES	AIS PULL RECTANGULAR STORAGE PULL

COMPONENTS

HEIGHT ADJ TABLE	5	TBL, REC, 2mm, HAL, E SERIES GLD 2 STAGE - 24"D X 66"W X 29"H
WORKSURFACE	5	RECTANGULAR - 2mm EDGE - 24" D X 42" W
STORAGE	5	MOBILE PEDISTAL - BOX/FILE WITH CUSHION TOP AND LAMINATE FRONT - 15"W X 24"D X 22"H
PANEL	1	LINEAR 3-WAY 90 DEGREE SHROUD
PANEL	1	LINEAR 2-WAY 90 DEGREE SHROUD
PANEL	1	DIVI LINEAR HARD SURF PERM/ MONO PANEL - POWER - 42"H X 24"W
PANEL	3	DIVI LINEAR HARD SURF PERM/ MONO PANEL - POWER - 42"H X 30"W
PANEL	3	DIVI LINEAR HARD SURF PERM/ MONO PANEL - POWER - 42"H X 36"W
PANEL	6	DIVI LINEAR HARD SURF PERM/ MONO PANEL - NO POWER - 42"H X 24"W
PANEL	5	DIVI LINEAR HARD SURF PERM/ MONO PANEL - NO POWER - 42"H X 42"W
PANEL	7	DIVI LINEAR BASE - END OF RUN SHROUD
ACCESSORIES	3	DUPLEX OUTLET - LINE 1 - WHITE
ACCESSORIES	3	DUPLEX OUTLET - LINE 2 - WHITE
ACCESSORIES	2	DUPLEX OUTLET - LINE 3 - WHITE
ACCESSORIES	2	DUPLEX OUTLET - LINE 4 DEDICATED - WHITE
ACCESSORIES	3	21" ELECTRICAL JUMPER (EXTENEDED PANEL TO PANEL)
ACCESSORIES	3	18" ELECTRICAL JUMPER (PANEL TO PANEL)
ACCESSORIES	1	LH RECEPTACLE MOUNTED BASE INFEED - 72"L - 8 WIRE/ 4 CIRCUIT
ACCESSORIES	6	REGULAR CANTILEVER - RIGHT HAND - 24"D
ACCESSORIES	4	REGULAR CANTILEVER - LEFT HAND - 24"D

ADDITIONAL VIEWS



GENERAL NOTES


1. THE DESK COMPONENTS LISTED ABOVE SHALL BE USED AS A GUIDE IN PROVIDING THE APPROPRIATE SPECIFICATION, BUT SHOULD NOT BE USED AS THE FINAL BILL OF MATERIALS.
2. IT IS THE RESPONSIBILITY OF THE FURNITURE DEALER TO REVIEW THE OVERALL FURNITURE PLAN TO DETERMINE THE FINAL BILL OF MATERIALS NECESSARY FOR CONNECTIONS, SUPPORT, POWER, AND AESTHETIC.
3. IT IS THE RESPONSIBILITY OF THE DEALER TO DETERMINE THE ORIENTATION OF ALL DESKS AND TO SPECIFY ACCORDINGLY.
4. ALL WORKSTATIONS AND OFFICES TO BE KEYED DIFFERENT - CONFIRM OWNER DIRECTION.
5. APPROPRIATE WIRE MANAGEMENT TO BE PROVIDED AND COORDINATED FOR A CLEAN AESTHETIC.
6. THERE ARE SEVERAL CONDITIONS WITH THIS SIMILAR DESK BUT THE SIZES VARRY BASED ON CONDITIONS; IT IS THE RESPONSIBILITY OF THE FURNITURE DEALER TO REVIEW THE OVERALL PLAN FOR THESE VARIATIONS.

PRODUCT INFORMATION

FURNITURE CODE: WC-11

TOTAL QUANTITY: REFER FURNITURE QUANTITY SUMMARY






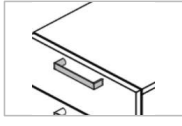
DESCRIPTION	WORKSTATION, SPINE 4RH			
MANUFACTURER	AIS			
SERIES	DIVI, E-SERIES			
MODEL				
OPTIONS	42"H PANEL SYSTEM WITH FABRIC PANELS HEIGHT ADJUSTABLE MAIN DESK WITH T-LEG FIXED HEIGHT RETURN BOX/FILE MOBILE PEDISTAL WITH CUSHION TOP TWO DUPLEX OUTLETS (4 PLUGS) PER STATION			
DIMENSIONS	IN			
MAIN DESK	W 64"	D 23"	H 26.26" - 45.94"	
RETURN	W 42"	D 24"	H 29"	
PANEL			H 42"	
OVERALL	W 68"	D 275"	H 42"	
MOBILE PED	W 15"	D 24"	H 22"	



NOTES  
LOCATION IN OPEN OFFICE

MANUFACTURER CONTACT  
Sean Cronan m: 214.215.2712  
sean@cronanreps.com

FINISHES

	MANUFACTURER COMPONENT COLOR NOTES	AIS HPL LAMINATE LANDMARK WORKSURFACE		MANUFACTURER COMPONENT COLOR NOTES	AIS PAINT METALLIC SILVER HT ADJ TABLE BASE/ PULL
	MANUFACTURER COMPONENT COLOR NOTES	AIS PAINT CHALK PANEL TRIM, B/F CASE		MANUFACTURER PATTERN COLOR NOTES	AIS CAPE COD FALMOUTH PANEL FABRIC
	MANUFACTURER COMPONENT COLOR NOTES	AIS HPL LAMINATE LANDMARK STORAGE FRONT		MANUFACTURER COMPONENT COLOR NOTES	AIS 2mm EDGE CHAULK EDGEBAND
	MANUFACTURER PATTERN COLOR NOTES	MOMENTUM GRID INDIGO STORAGE CUSHION TOP		MANUFACTURER COMPONENT STYLE NOTES	AIS PULL RECTANGULAR STORAGE PULL

PRODUCT INFORMATION

FURNITURE CODE: WC-11

COMPONENTS

HEIGHT ADJ TABLE	4	TBL, REC, 2mm, HAL, E SERIES GLD 2 STAGE - 24"D X 66"W X 29"H
WORKSURFACE	4	RECTANGULAR - 2mm EDGE - 24" D X 42" W
STORAGE	4	MOBILE PEDISTAL - BOX/FILE WITH CUSHION TOP AND LAMINATE FRONT - 15"W X 24"D X 22"H
PANEL	3	LINEAR 3-WAY 90 DEGREE SHROUD
PANEL	2	LINEAR 2-WAY 90 DEGREE SHROUD
PANEL	4	DIVI LINEAR HARD SURF PERM/ MONO PANEL - POWER - 42"H X 30"W
PANEL	4	DIVI LINEAR HARD SURF PERM/ MONO PANEL - POWER - 42"H X 36"W
PANEL	5	DIVI LINEAR HARD SURF PERM/ MONO PANEL - NO POWER - 42"H X 24"W
PANEL	4	DIVI LINEAR HARD SURF PERM/ MONO PANEL - NO POWER - 42"H X 42"W
PANEL	5	DIVI LINEAR BASE - END OF RUN SHROUD
ACCESSORIES	2	DUPLEX OUTLET - LINE 1 - WHITE
ACCESSORIES	2	DUPLEX OUTLET - LINE 2 - WHITE
ACCESSORIES	2	DUPLEX OUTLET - LINE 3 - WHITE
ACCESSORIES	2	DUPLEX OUTLET - LINE 4 DEDICATED - WHITE
ACCESSORIES	3	21" ELECTRICAL JUMPER (EXTENEDED PANEL TO PANEL)
ACCESSORIES	4	18" ELECTRICAL JUMPER (PANEL TO PANEL)
ACCESSORIES	1	RH RECEPTACLE MOUNTED BASE INFEED - 72"L - 8 WIRE/ 4 CIRCUIT
ACCESSORIES	7	REGULAR CANTILEVER - RIGHT HAND - 24"D
ACCESSORIES	1	REGULAR CANTILEVER - LEFT HAND - 24"D

## FURNITURE CODE: WC-11

1. THE DESK COMPONENTS LISTED ABOVE SHALL BE USED AS A GUIDE IN PROVIDING THE APPROPRIATE SPECIFICATION, BUT SHOULD NOT BE USED AS THE FINAL BILL OF MATERIALS.
2. IT IS THE RESPONSIBILITY OF THE FURNITURE DEALER TO REVIEW THE OVERALL FURNITURE PLAN TO DETERMINE THE FINAL BILL OF MATERIALS NECESSARY FOR CONNECTIONS, SUPPORT, POWER, AND AESTHETIC.
3. IT IS THE RESPONSIBILITY OF THE DEALER TO DETERMINE THE ORIENTATION OF ALL DESKS AND TO SPECIFY ACCORDINGLY.
4. ALL WORKSTATIONS AND OFFICES TO BE KEYED DIFFERENT - CONFIRM OWNER DIRECTION.
5. APPROPRIATE WIRE MANAGEMENT TO BE PROVIDED AND COORDINATED FOR A CLEAN AESTHETIC.
6. THERE ARE SEVERAL CONDITIONS WITH THIS SIMILAR DESK BUT THE SIZES VARRY BASED ON CONDITIONS; IT IS THE RESPONSIBILITY OF THE FURNITURE DEALER TO REVIEW THE OVERALL PLAN FOR THESE VARIATIONS.